

ORDER APPROVING TREASURER'S QUARTERLY REPORT

On the 23th day of October, 2023 the Commissioners' Court of Carson County met in regular session. Upon motion by Mike Britten and seconded by James Martin the Commissioners' Court approved and entered this order.

In compliance with Texas Local Government Code S 14.026, the Commissioners' Court have compared and examined the Treasurer's report for the term of 3rd quarter 2023 and have determined that the report is correct. The Court hereby approves the report and directs the clerk to enter the order in the minutes of the Court.

This order incorporates the Treasurer's report for the term herein above stated (a copy of which report is attached hereto) as though fully expressed herein, said report separately stating the amount received and paid from each fund since the County Treasurer's preceding report and any balances remaining in the Treasurer's custody.

Further, the affidavits are approved and this Court orders that the same be published once in the newspaper or, on the county's internet website.

Approved this 23 day of October 2023

By: 

Dan Looten Carson County Judge


CARSON COUNTY

QUARTERLY


TREASURER'S INVESTMENT REPORT


(JULY,AUGUST,SEPTEMBER 2023)

APPROVED 

APPROVED 

APPROVED 

APPROVED 

APPROVED 

I certify that the attached records are true and correct according to the best of my knowledge and belief.


Denise Salzbrenner
Carson County Treasurer,
Denise Salzbrenner

AFFIDAVIT


} State of Texas
} County of Carson

The members of Commissioners' Court of Carson County state as follows:

The requirements of Subsection (c) of Texas Local Government Code, S 114.026 have been met for the term of 3rd quarter 2023. The amount of cash and other assets in the custody of the County Treasurer at the time of examination are: Cash, \$12,126,665.45 and other assets (Investments and Pools)



Dan Looten, County Judge



Mike Biviten, Comm. Pct. #1




James Martin, Comm. Pct. #2



Mike Jennings, Comm. Pct. #3



Kevin Howell, Comm. Pct.#4

Attest: 
Gayla Cates, County Clerk



BANK RECONCILIATIONS
SEPTEMBER 30 2023

Denise Salzman
Carson County Treasurer

Fund	Book			Bank			Bank			Explanation		
	Req Bal 9/1/2023	Deposits	Int. Earned	Disburse	End Bal 9/30/2023	Over (Short)	Reconciled Bank Bal	Check/OTR	O/S		Deposits/TR	O/S
TXCLASS RESERVE Debt Fund	0.00	0.00	0.00	0.00	0.00	0.00	0.00	0.00	0.00	0.00	0.00	0.00
TEXPOOL DEBT SERVICE FUND	0.00	0.00	0.00	0.00	0.00	0.00	0.00	0.00	0.00	0.00	0.00	0.00
DEBT SERVICE CHECKING	1,391.54	119.58	3.35	0.00	1,514.47	0.00	1,514.47	0.00	0.00	0.00	0.00	1,514.47
GENERAL	79,620.82	646,869.66	475.51	599,063.94	127,902.05	0.00	127,902.05	0.00	704.34	127,197.71	0.00	127,197.71
General TEXPOOL	687,447.62	0.00	2,807.48	226,752.98	463,502.11	0.00	463,502.11	0.00	0.00	0.00	0.00	463,502.11
General TEXAS CLASS	1,387,708.59	0.00	6,310.82	0.00	1,394,019.41	0.00	1,394,019.41	0.00	0.00	0.00	0.00	1,394,019.41
INDIGENT HEALTH	28,895.39	645.15	65.79	0.00	29,606.33	0.00	29,606.33	0.00	0.00	0.00	0.00	29,606.33
LAW LIBRARY	10,752.47	70.00	24.41	0.00	10,846.88	0.00	10,846.88	0.00	0.00	0.00	0.00	10,846.88
R&B #1	23,000.67	11,467.44	56.42	0.00	34,524.53	0.00	34,524.53	0.00	0.00	0.00	0.00	34,524.53
#1 TEXPOOL	291,389.24	0.00	1,231.80	30,563.53	262,066.51	0.00	262,066.51	0.00	0.00	0.00	0.00	262,066.51
#1 TEXAS CLASS	217,246.41	0.00	987.96	0.00	218,234.37	0.00	218,234.37	0.00	0.00	0.00	0.00	218,234.37
R&B #2	31,532.55	12,157.06	77.92	0.00	43,767.53	0.00	43,767.53	0.00	0.00	0.00	0.00	43,767.53
#2 TEXPOOL	256,127.45	0.00	1,064.58	48,817.80	208,374.23	0.00	208,374.23	0.00	0.00	0.00	0.00	208,374.23
#2 TEXAS CLASS	234,982.87	0.00	1,068.64	0.00	236,051.51	0.00	236,051.51	0.00	0.00	0.00	0.00	236,051.51
R&B #3	14,297.72	11,505.38	36.34	9,913.72	16,325.72	0.00	16,325.72	0.00	0.00	0.00	0.00	16,325.72
#3 TEXPOOL	235,645.22	0.00	1,000.12	38,311.21	198,334.13	0.00	198,334.13	0.00	0.00	0.00	0.00	198,334.13
#3 TEXAS CLASS	239,779.85	0.00	1,090.45	0.00	240,870.30	0.00	240,870.30	0.00	0.00	0.00	0.00	240,870.30
R&B #4	14,504.20	12,850.48	36.35	2,965.03	24,426.00	0.00	24,426.00	0.00	0.00	0.00	0.00	24,426.00
#4 TEXPOOL	145,475.90	0.00	603.06	42,033.00	104,045.96	0.00	104,045.96	0.00	0.00	0.00	0.00	104,045.96
#4 TEXAS CLASS	208,575.98	0.00	948.53	0.00	209,524.51	0.00	209,524.51	0.00	0.00	0.00	0.00	209,524.51
CHECK COLLECTION	8,891.80	0.00	20.32	0.00	8,912.12	0.00	8,912.12	0.00	0.00	0.00	0.00	8,912.12
RECORDS MANAGEMENT	104,133.48	2,647.02	229.41	0.00	107,019.91	0.00	107,019.91	0.00	0.00	0.00	0.00	107,019.91
COURTHOUSE SECURITY	64,468.79	1,520.59	148.07	0.00	66,137.45	0.00	66,137.45	0.00	0.00	0.00	0.00	66,137.45
JP TECHNOLOGY	14,073.31	836.47	33.26	0.00	14,943.04	0.00	14,943.04	0.00	0.00	0.00	0.00	14,943.04
CO & DT CLERK TECHNOLOGY	1,167.56	33.39	2.66	0.00	1,203.61	0.00	1,203.61	0.00	0.00	0.00	0.00	1,203.61
UNEMPLOYMENT	31,846.96	96.82	72.20	0.00	32,015.98	0.00	32,015.98	0.00	0.00	0.00	0.00	32,015.98
R & B CLEARING	0.00	43,447.47	0.00	43,447.47	0.00	0.00	0.00	0.00	0.00	0.00	0.00	0.00
ACCOUNTS PAYABLE	2,800.00	409,901.49	0.00	412,701.49	0.00	0.00	0.00	0.00	0.00	150,398.10	0.00	150,398.10
PAYROLL CLEARING	0.00	198,824.84	0.00	198,824.84	0.00	0.00	0.00	0.00	0.00	11,826.46	0.00	11,826.46
JP #1	26,046.25	15,693.75	34.69	25,294.88	16,469.81	0.00	16,469.81	0.00	0.00	0.00	0.00	16,469.81
JP #2	28,729.23	27,797.50	46.26	28,217.38	28,355.71	0.00	28,355.71	0.00	0.00	0.00	0.00	28,355.71
COUNTY CLERK	8,679.30	8,661.98	15.71	8,542.75	8,814.24	0.00	8,814.24	0.00	0.00	0.00	0.00	8,814.24
DISTRICT CLERK	78,408.87	41,078.97	229.48	25,037.95	94,679.37	0.00	94,679.37	0.00	0.00	0.00	0.00	94,679.37
AMERICAN RESCUE	873,822.07	0.00	1,977.21	1,169.44	874,629.84	0.00	874,629.84	0.00	0.00	0.00	0.00	874,629.84
SHERIFF FORFEITURE	93,502.49	0.00	210.63	1,875.00	91,838.12	0.00	91,838.12	0.00	0.00	0.00	0.00	91,838.12
O/S CHECKS (*)	\$5,445,053.60	\$1,446,615.14	\$20,919.43	\$17,43,532.42	\$5,169,055.75	\$0.00	\$5,169,055.75	\$172,780.09	\$704.34	\$704.34	\$5,341,131.50	\$5,341,131.50

INDEBITNESS	
Precit #1	\$110,739.76
Precit #2	\$0.00
Precit #3	
Precit #4	
Bond P-1	\$0.00
Totals CD	
\$6,135,000.00	\$1,000,000.00
\$23,776.09	\$200,000.00
\$5,955,000.00	\$5,955,000.00

CARSON COUNTY, TEXAS
 CERTIFICATE OF DEPOSITS
 RECONCILIATION

Date Sept 2023

Account	Bank	CD #	Amount	Matured	Duration	APY	Maturity Date
R&B #4	State Natl	6032	\$ 30,000.00		12	4.60%	03/24/24
R&B #4	State Natl	6033	\$ 80,000.00		12	4.60%	03/24/24
R&B #4	Happy CDARS	828666	\$ 50,000.00		12	4.78%	02/22/24
R&B #4	Happy CDARS	826593	\$ 100,000.00		12	4.78%	02/22/24
R&B #4	Happy CDARS	67413	\$ 50,000.00		12	4.88%	04/18/24
R&B #4	Happy CDARS	298881	\$ 100,000.00		12	5.26%	06/08/24
R&B #4	Happy CDARS	585279	\$ 100,000.00		12	5.37%	08/01/24
			\$ 490,000.00	\$			
General	HSB CD	130124	\$ 250,000.00		12	4.25%	11/03/23
General	HSB CD	140123	\$ 250,000.00		12	4.25%	11/03/23
General	HSB CD	160121	\$ 300,000.00		12	5.39%	05/18/24
General	HSB CD	210124	\$ 100,000.00		12	4.53%	12/02/23
General	HSB CD	190128	\$ 100,000.00		12	5.55%	06/02/24
General	HSB CD	42703	\$ 100,000.00		12	4.93%	02/22/24
General	HSB CD	42704	\$ 100,000.00		12	4.93%	02/22/24
General	HSB CD	40580	\$ 150,000.00		12	5.55%	08/26/24
General	HSB CD	40581	\$ 150,000.00		12	5.55%	08/26/24
General	HSB CD	41348	\$ 100,000.00		12	5.31%	05/29/24
General	HSB CD	41349	\$ 100,000.00		12	5.31%	05/29/24
General	HSB CD	41351	\$ 100,000.00		12	5.31%	05/29/24
General	HSB CD	41352	\$ 100,000.00		12	4.37%	12/28/23
General	Happy CDARS	633881	\$ 200,000.00		12	4.67%	02/01/24
General	Happy CDARS	753623	\$ 100,000.00		12	5.64%	08/15/24
General	HSB CD	42588	\$ 150,000.00		6	5.54%	08/15/24
General	HSB CD	42589	\$ 150,000.00		6	5.54%	08/15/24
General	Happy CDARS	901517	\$ 200,000.00		12	4.85%	03/14/24
General	Happy CDARS	880307	\$ 150,000.00		12	4.85%	03/07/24
General	Happy CDARS	185563	\$ 250,000.00		12	5.22%	05/09/24
General	Happy CDARS	167477	\$ 250,000.00		12	5.22%	05/09/24
General	Happy CDARS	400929	\$ 100,000.00		12	5.23%	06/27/24
General	Happy CDARS	401143	\$ 100,000.00		12	5.23%	06/27/24
General	Happy CDARS	401151	\$ 100,000.00		12	5.23%	06/27/24
General	Happy CDARS	230122	\$ 150,000.00		12	5.50%	07/26/24
General	HSB CD	250120	\$ 100,000.00		12	5.50%	07/26/24
General	HSB CD	250120	\$ 100,000.00		6	5.37%	03/28/24 NEW
General	Happy CDARS	50525	\$ 100,000.00		6	5.37%	03/28/24 NEW
General	Happy CDARS	50533	\$ 100,000.00		6	5.37%	03/28/24 NEW
			\$ 4,100,000.00	\$			
General	State Natl	5960	\$ 200,000.00	\$ 200,000.00	12	3.00%	09/17/23 MATURE
General	State Natl	5962	\$ 200,000.00	\$ 200,000.00	12	3.00%	09/27/23 MATURE
General	State Natl	6035	\$ 200,000.00		12	4.60%	04/21/24
General	State Natl	2202	\$ 100,000.00		12	5.00%	09/27/24 NEW
General	State Natl	2164	\$ 100,000.00		12	5.00%	09/27/24 NEW
General	State Natl	102040	\$ 200,000.00		18	5.00%	03/27/25 NEW
General	State Natl	102016	\$ 200,000.00		6	4.85%	03/27/24 NEW
			\$ 800,000.00	\$ 400,000.00			
R&B #1	State Natl	5993	\$ 30,000.00		12	4.60%	03/27/24
R&B #1	State Natl	5939	\$ 50,000.00		12	4.60%	06/14/24
R&B #1	State Natl	6047	\$ 75,000.00		12	4.60%	06/05/24
R&B #1	State Natl	101866	\$ 100,000.00		12	4.85%	08/30/24
R&B #1	State Natl	41102	\$ 50,000.00		12	5.31%	05/03/24
R&B #1	HSB CD	41230	\$ 100,000.00		12	4.37%	11/15/23
			\$ 405,000.00	\$			
R&B #2	State Natl	5988	\$ 100,000.00		12	4.60%	03/11/24
R&B #2	State Natl	6043	\$ 100,000.00		12	4.60%	05/07/24
R&B #2	State Natl	6058	\$ 50,000.00		12	4.60%	06/11/24
R&B #2	State Natl	101559	\$ 100,000.00	\$ 100,000.00	12	2.00%	09/16/23 MATURED
R&B #2	HSB CD	41231	\$ 100,000.00		12	4.37%	11/15/23
R&B #2	HSB CD	41231	\$ 100,000.00		12	3.50%	11/28/23
R&B #2	State Natl	101591	\$ 50,000.00		12	4.85%	08/30/24
R&B #2	State Natl	101974	\$ 100,000.00		12	5.00%	03/27/25 NEW
R&B #2	State Natl	102059	\$ 100,000.00		18	5.00%	03/27/25 NEW
			\$ 600,000.00	\$ 100,000.00			
R&B #3	HSB CD	150122	\$ 50,000.00		12	4.40%	11/18/23
R&B #3	HSB CD	2000851	\$ 50,000.00		12	5.50%	07/16/24
R&B #3	HSB CD	585228	\$ 100,000.00		12	5.37%	09/01/24
R&B #3	Happy/CDARS	828623	\$ 50,000.00		12	4.78%	02/22/24
			\$ 250,000.00	\$			
IHC	HSB/CD	26	\$ 50,000.00		12	5.39%	05/20/24
IHC	HSB/CD	120125	\$ 50,000.00		12	5.03%	04/15/24
IHC	Happy/CDARS	806921	\$ 25,000.00		12	4.69%	02/15/24
IHC	Happy/CDARS	298873	\$ 25,000.00		12	5.26%	08/06/24
			\$ 150,000.00	\$			
CTHouse Sec.	State Natl	6222	\$ 30,000.00		6	4.04%	10/22/23
CTHouse Sec.	HSB/CD	2000141	\$ 25,000.00	\$	12	4.60%	01/01/24
CTHouse Sec.	Happy/CDARS	298857	\$ 30,000.00		12	5.26%	06/06/24
			\$ 85,000.00	\$			
JP Technology	State Natl	6113	\$ 20,000.00	\$	12	3.00%	10/17/23
			\$ 20,000.00	\$			
Rec Mngmt	HSB CD	2000810	\$ 10,000.00		12	2.25%	07/01/24
Rec Mngmt	HSB CD	2000820	\$ 15,000.00		12	3.80%	07/01/24
			\$ 25,000.00	\$			
Unemployment	HSB CD	2000836	\$ 30,000.00		12	3.80%	07/01/24
			\$ 30,000.00	\$			
			\$ 6,955,000.00			4.84%	

TOTAL INTEREST EARNED
JULY AUG SEPT
2023

	BEGINNING BALANCE	QUARTER TO DATE	YEAR TO DATE	2022 YEAR END BAL
SHER FORF & SEIZURE	\$ 1,372.18	656.13	\$ 2,028.31	\$ 2,085.86
DEBT SERVICE FUND	\$ 1,109.10	\$ 11.35	\$ 1,120.45	\$ 1,853.14
GENERAL	\$170,053.86	\$85,506.83	\$255,560.69	\$ 84,107.86
PCT#1	\$ 18,928.43	\$11,166.98	\$ 30,095.41	\$ 8,323.74
PCT#2	\$ 20,840.01	\$12,343.61	\$ 33,183.62	\$ 11,728.19
PCT#3	\$ 17,772.31	\$ 9,732.30	\$ 27,504.61	\$ 9,173.33
PCT#4	\$ 18,615.03	\$11,223.27	\$ 29,838.30	\$ 11,159.97
LAW LIBRARY	\$ 45.12	\$ 72.04	\$ 45.12	\$ 1.64
INDIGENT HEALTH CARE	\$ 2,482.30	\$ 2,129.02	\$ 4,611.32	\$ 1,409.42
RECORD MANAGEMENT	\$ 1,338.27	\$ 881.31	\$ 2,219.58	\$ 949.69
COURTHOUSE SECURITY	\$ 1,865.99	\$ 1,427.87	\$ 3,293.86	\$ 1,169.51
UNEMPLOYMENT	\$ 680.27	\$ 460.37	\$ 1,140.64	\$ 578.36
AMERICAN RESCUE FUND	\$5,154.62	\$ 6,019.08	\$ 11,173.70	\$ 248.61
JP#1	\$ 115.57	\$ 103.04	\$ 218.61	\$ 40.73
JP#2	\$ 246.23	\$ 120.89	\$ 367.12	\$ 149.55
JP TECH	\$ 506.89	\$ 266.94	\$ 773.83	\$ 392.93
CO CLK	\$ 92.25	\$ 49.10	\$ 141.35	\$ 82.67
DIST CLK	\$ 1,159.64	\$ 675.85	\$ 1,835.49	\$ 571.04
CLK TECH	\$ 13.57	\$ 7.84	\$ 21.41	\$ 19.72
HOT CK COLLECTION	\$ 107.21	\$ 61.17	\$ 168.38	\$ 80.07
TOTAL INTEREST EARNED	262,498.85	142,914.99	405,341.80	134,126.03



0000343-0002937 PDF/T 574827

Carson County
PO Box 365
Panhandle, TX 79068

Summary Statement

September 30, 2023

Page 1 of 8

Investor ID: TX-01-0463

Texas CLASS

Texas CLASS	Beginning Balance	Contributions	Withdrawals	Income Earned	Income Earned YTD	Average Daily Balance	Month End Balance
TX-01-0463-0001 CARSON COUNTY GENERAL FUND	1,387,708.59	0.00	0.00	6,310.82	58,749.22	1,391,073.77	1,394,019.41
TX-01-0463-0002 CARSON COUNTY PRECINCT #1	217,246.41	0.00	0.00	987.96	10,739.11	217,773.22	218,234.37
TX-01-0463-0003 CARSON COUNTY PRECINCT #2	234,982.87	0.00	0.00	1,068.64	11,379.14	235,552.71	236,051.51
TX-01-0463-0004 CARSON COUNTY PRECINCT #3	239,779.85	0.00	0.00	1,090.45	11,559.94	240,361.32	240,870.30

Average Monthly Yield: 5.5213%



Summary Statement

September 30, 2023

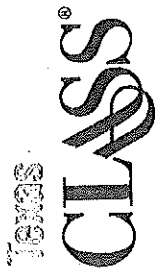
Page 2 of 8

Investor ID: TX-01-0463

Carson County
 PO Box 365
 Panhandle, TX 79068

Texas CLASS - (continued)


	Beginning Balance	Contributions	Withdrawals	Income Earned	Income Earned YTD	Average Daily Balance	Month End Balance
TX-01-0463-0005 CARSON COUNTY PRECINCT #4	208,575.98	0.00	0.00	948.53	10,527.02	209,081.77	209,524.51
TX-01-0463-0006 TXCLASS RESERVE DEBIT FUND	0.00	0.00	0.00	0.00	14,122.84	0.00	0.00
TOTAL	2,288,293.70	0.00	0.00	10,406.40	117,077.27	2,293,842.79	2,298,700.10



Texas CLASS

Date	Dividend Rate	Daily Yield
09/01/2023	0.000602748	5.5001%
09/02/2023	0.000000000	5.5001%
09/03/2023	0.000000000	5.5001%
09/04/2023	0.000000000	5.5022%
09/05/2023	0.000150746	5.5057%
09/06/2023	0.000150840	5.5015%
09/07/2023	0.000150725	5.5059%
09/08/2023	0.000452541	5.5059%
09/09/2023	0.000000000	5.5059%
09/10/2023	0.000000000	5.5065%
09/11/2023	0.000150861	5.5126%
09/12/2023	0.000151027	5.5129%
09/13/2023	0.000151037	5.5232%
09/14/2023	0.000151322	5.5235%
09/15/2023	0.000453990	5.5235%
09/16/2023	0.000000000	5.5235%
09/17/2023	0.000000000	5.5352%
09/18/2023	0.000151648	5.5361%
09/19/2023	0.000151674	5.5319%
09/20/2023	0.000151559	5.5345%
09/21/2023	0.000151628	5.5361%
09/22/2023	0.000455025	5.5361%
09/23/2023	0.000000000	5.5361%
09/24/2023	0.000000000	5.5392%
09/25/2023	0.000151761	5.5432%
09/26/2023	0.000151868	5.5437%
09/27/2023	0.000151881	5.5422%
09/28/2023	0.000151841	5.5358%
09/29/2023	0.000303330	5.5358%
09/30/2023	0.000000000	5.5358%

Performance results are shown net of all fees and expenses and reflect the reinvestment of dividends and other earnings. Many factors affect performance including changes in market conditions and interest rates and in response to other economic, political, or financial developments. Investment involves risk including the possible loss of principal. No assurance can be given that the performance objectives of a given strategy will be achieved. **Past performance is no guarantee of future results. Any financial and/or investment decision may incur losses.**



Interest Distribution Report



Deposit Reports	Withdrawal Report Scheduler	Transfer Report Access	Multi Transaction Statements Help / Contact Us	Vendor Payment Inquiry Update Profile	Maintenance Change Location Logout
---------------------------------	---	--	---	--	---

Interest Distribution Report

Interest Distribution Report

Generated: 10/02/2023
Settlement Date: 09/29/2023

Location : 77244
Location Name : CARSON COUNTY

Pool Number/Name	Account Number	Account Name	Interest Amount	Month End Balance
449/TexPool	330100001	GENERAL FUND	\$2,807.48	\$463,502.11
449/TexPool	330100002	PRECINT 2	\$1,064.58	\$208,374.23
449/TexPool	330100003	PRECINT 4	\$603.06	\$104,045.96
449/TexPool	330100004	PRECINT 3	\$1,000.12	\$198,334.13
449/TexPool	330100005	PRECINT 1	\$1,231.80	\$262,066.51
TexPool Totals:			\$6,707.04	\$1,236,322.94
Locations Totals			\$6,707.04	\$1,236,322.94

Only accounts earning interest during the prior month will show on this report. Those account balances can be viewed on the Summary Statement available under the Statements tab.




Daily Summary

Date	Money Mkt. Funds Gain (SEC Yld)	Dividend Factor	TexPool Invested Balance	NAV	WAI/DAYS	WAI/DAYS
9/1	5.3064%	0.000145380	\$29,029,186,813.02	0.99987	25	88
9/2	5.3064%	0.000145380	\$29,029,186,813.02	0.99987	25	88
9/3	5.3064%	0.000145380	\$29,029,186,813.02	0.99987	25	88
9/4	5.3064%	0.000145380	\$29,029,186,813.02	0.99987	25	88
9/5	5.3036%	0.000145304	\$29,021,180,671.91	0.99985	22	86
9/6	5.3089%	0.000145450	\$28,753,895,321.52	0.99986	24	87
9/7	5.3059%	0.000145367	\$28,763,827,816.08	0.99987	23	87
9/8	5.2999%	0.000145203	\$28,766,593,461.98	0.99989	24	87
9/9	5.2999%	0.000145203	\$28,766,593,461.98	0.99989	24	87
9/10	5.2999%	0.000145203	\$28,766,593,461.98	0.99989	24	87
9/11	5.3089%	0.000145449	\$28,833,212,310.69	0.99984	24	85
9/12	5.3143%	0.000145597	\$28,899,144,253.80	0.99986	25	87
9/13	5.3105%	0.000145493	\$28,838,644,257.02	0.99987	25	88
9/14	5.3124%	0.000145544	\$28,782,451,812.22	0.99986	25	86
9/15	5.3115%	0.000145520	\$28,621,810,277.79	0.99986	25	86
9/16	5.3115%	0.000145520	\$28,621,810,277.79	0.99986	25	86
9/17	5.3115%	0.000145520	\$28,621,810,277.79	0.99986	25	86
9/18	5.3161%	0.000145647	\$28,619,704,978.37	0.99985	24	83
9/19	5.3256%	0.000145908	\$28,626,757,294.03	0.99985	25	86
9/20	5.3273%	0.000145953	\$28,574,705,628.44	0.99985	25	85
9/21	5.3318%	0.000146076	\$28,472,403,935.06	0.99984	28	88
9/22	5.3404%	0.000146311	\$28,333,988,861.96	0.99984	29	89
9/23	5.3404%	0.000146311	\$28,333,988,861.96	0.99984	29	89
9/24	5.3404%	0.000146311	\$28,333,988,861.96	0.99984	29	89
9/25	5.3439%	0.000146409	\$29,059,314,306.71	0.99984	26	84
9/26	5.3493%	0.000146557	\$28,977,130,796.82	0.99984	26	87
9/27	5.3496%	0.000146565	\$28,873,913,973.65	0.99983	26	90
9/28	5.3554%	0.000146723	\$28,793,075,854.87	0.99984	27	92
9/29	5.3547%	0.000146704	\$28,702,334,857.22	0.99987	28	93
9/30	5.3547%	0.000146704	\$28,702,334,857.22	0.99987	28	93
Average:	5.3218%	0.000145802	\$28,752,598,599.43	0.99986	26	87



Portfolio by Maturity (%)


As of September 30, 2023



- 1-7 days 80.5
- 8-30 days 3.8
- 31-90 days 6.1
- 91-180 days 3.3
- 181+ days 6.3

Portfolio by Type of Investment (%)

As of September 30, 2023



- Repurchase Agreements 44.5
- Agencies 31.9
- Treasuries 16.3
- Money Market Funds 7.3

Portfolio Asset Summary as of September 30, 2023

	Book Value	Market Value
Uninvested Balance	-\$4.91	-\$4.91
Receivable for Investments Sold	0.00	0.00
Accrual of Interest Income	107,125,793.15	107,125,793.15
Interest and Management Fees Payable	-125,685,456.64	-125,685,456.64
Payable for Investments Purchased	-291,873,170.96	-291,873,170.96
Accrued Expenses & Taxes	-70,571.92	-70,571.92
Repurchase Agreements	12,914,893,000.00	12,914,893,000.00
Mutual Fund Investments	2,112,085,200.00	2,112,085,200.00
Government Securities	9,252,864,604.47	9,248,124,703.11
US Treasury Bills	3,148,201,020.37	3,148,671,735.84
US Treasury Notes	1,584,794,443.66	1,585,542,904.15
Total	\$28,702,334,857.22	\$28,698,814,131.82

Market value of collateral supporting the Repurchase Agreements is at least 102% of the Book Value. The portfolio is managed by Federated Investment Counseling and the assets are safe kept in a separate custodial account at State Street Bank in the name of TexPool. The only source of payment to the Participants is the assets of TexPool. There is no secondary source of payment for the pool such as insurance or State guarantee. Should you require a copy of the portfolio, please contact TexPool Participant Services.


Participant Summary

	Number of Participants	Balance
School District	618	\$9,150,921,558.35
Higher Education	60	\$1,427,372,114.12
County	197	\$3,235,557,598.78
Healthcare	92	\$1,376,274,875.64
Utility District	918	\$4,484,520,393.26
City	496	\$7,368,580,260.97
Emergency Districts	104	\$382,098,953.49
Economic Development Districts	89	\$192,487,879.58
Other	230	\$1,084,104,696.44

**Definition of Weighted Average Maturity and Weighted Average Life

WAM is the mean average of the periods of time remaining until the securities held in TexPool (a) are scheduled to be repaid, (b) would be repaid upon a demand by TexPool, or (c) are scheduled to have their interest rate readjusted to reflect current market rates. Securities with adjustable rates payable upon demand are treated as maturing on the earlier of the two dates set forth in (b) and (c) if their scheduled maturity is 397 days or less; and the later of the two dates set forth in (b) and (c) if their scheduled maturity is more than 397 days. The mean is weighted based on the percentage of the amortized cost of the portfolio invested in each period.

WAL is calculated in the same manner as WAM, but is based solely on the periods of time remaining until the securities held in TexPool (a) are scheduled to be repaid or (b) would be repaid upon a demand by TexPool, without reference to when interest rates of securities within TexPool are scheduled to be readjusted.



Account History Report



Deposit Reports	Withdrawal Report Scheduler	Transfer Report Access	Multi Transaction Statements Help / Contact Us	Vendor Payment Inquiry Update Profile	Maintenance Change Location Logout
-----------------	-----------------------------	------------------------	---	--	---------------------------------------


Account History Report

ACCOUNT HISTORY REPORT
Generated: 10/06/2023 3:49 PM ET

Location: 77244
Acct Nbr: 330100001
Acct Name: GENERAL FUND
Location Name: CARSON COUNTY
Pool Name: TexPool
Pool Nbr: 449

Settle Date	Transaction Date	Price	Dollar Amt	Account Balance	Transaction Description
09/29/2023	09/29/2023	\$1.00	\$2,807.48	\$463,502.11	MONTHLY POSTING
09/25/2023	09/25/2023	\$1.00	-\$77,152.76	\$460,694.63	WITHDRAWAL
09/25/2023	09/25/2023	\$1.00	-\$149,600.23	\$537,847.39	WITHDRAWAL
08/31/2023	08/31/2023	\$1.00	\$1,791.38	\$687,447.62	MONTHLY POSTING
08/29/2023	08/29/2023	\$1.00	\$500,000.00	\$685,656.24	TRANSFER DEPOSIT
08/24/2023	08/24/2023	\$1.00	-\$74,848.55	\$185,656.24	WITHDRAWAL
08/24/2023	08/24/2023	\$1.00	-\$145,591.63	\$260,504.79	WITHDRAWAL
07/31/2023	07/31/2023	\$1.00	\$2,825.28	\$406,096.42	MONTHLY POSTING
07/25/2023	07/25/2023	\$1.00	-\$132,223.61	\$403,271.14	WITHDRAWAL
07/21/2023	07/21/2023	\$1.00	-\$75,882.61	\$535,494.75	WITHDRAWAL
07/21/2023	07/21/2023	\$1.00	-\$149,347.21	\$611,377.36	WITHDRAWAL
06/30/2023	06/30/2023	\$1.00	\$4,257.74	\$760,724.57	MONTHLY POSTING
06/27/2023	06/27/2023	\$1.00	-\$129,203.45	\$756,466.83	WITHDRAWAL
06/27/2023	06/26/2023	\$1.00	\$3,000.00	\$885,670.28	ACH DEPOSIT
06/22/2023	06/22/2023	\$1.00	-\$148,553.21	\$882,670.28	WITHDRAWAL
06/22/2023	06/22/2023	\$1.00	-\$79,096.48	\$1,031,223.49	WITHDRAWAL
05/31/2023	05/31/2023	\$1.00	\$5,028.00	\$1,110,319.97	MONTHLY POSTING
05/22/2023	05/22/2023	\$1.00	-\$115,414.19	\$1,105,291.97	WITHDRAWAL
04/28/2023	04/28/2023	\$1.00	\$5,731.78	\$1,220,706.16	MONTHLY POSTING
04/24/2023	04/24/2023	\$1.00	-\$121,291.87	\$1,214,974.38	WITHDRAWAL
04/21/2023	04/21/2023	\$1.00	-\$74,574.88	\$1,336,266.25	WITHDRAWAL
04/21/2023	04/21/2023	\$1.00	-\$143,727.43	\$1,410,841.13	WITHDRAWAL
03/31/2023	03/31/2023	\$1.00	\$6,063.98	\$1,554,568.56	MONTHLY POSTING
02/28/2023	02/28/2023	\$1.00	\$5,326.05	\$1,548,504.58	MONTHLY POSTING
01/31/2023	01/31/2023	\$1.00	\$5,542.71	\$1,543,178.53	MONTHLY POSTING
12/30/2022	12/30/2022	\$1.00	\$4,460.41	\$1,537,635.82	MONTHLY POSTING
12/15/2022	12/14/2022	\$1.00	\$500,000.00	\$1,533,175.41	ACH DEPOSIT
11/30/2022	11/30/2022	\$1.00	\$1,983.00	\$1,033,175.41	MONTHLY POSTING
11/23/2022	11/22/2022	\$1.00	\$500,000.00	\$1,031,192.41	ACH DEPOSIT
10/31/2022	10/31/2022	\$1.00	\$1,320.19	\$531,192.41	MONTHLY POSTING
09/30/2022	09/30/2022	\$1.00	\$1,048.65	\$529,872.22	MONTHLY POSTING
08/31/2022	08/31/2022	\$1.00	\$83.30	\$528,823.57	MONTHLY POSTING
08/31/2022	08/30/2022	\$1.00	\$500,000.00	\$528,740.27	ACH DEPOSIT
07/29/2022	07/29/2022	\$1.00	\$37.09	\$28,740.27	MONTHLY POSTING
06/30/2022	06/30/2022	\$1.00	\$114.63	\$28,703.18	MONTHLY POSTING
06/24/2022	06/24/2022	\$1.00	-\$300,000.00	\$28,588.55	WITHDRAWAL
06/23/2022	06/22/2022	\$1.00	\$150,000.00	\$328,588.55	ACH DEPOSIT

The objective of TexPool [PRIME] is to maintain a stable \$1.00 price. However, the \$1.00 price



Account History Report




Deposit Reports	Withdrawal Report Scheduler	Transfer Report Access	Multi Transaction Statements Help / Contact Us	Vendor Payment Inquiry Update Profile	Maintenance Change Location Logout
------------------------	------------------------------------	-------------------------------	---	--	---

Account History Report

ACCOUNT HISTORY REPORT
Generated: 10/06/2023 3:50 PM ET

Location: 77244
Acct Nbr: 330100005
Acct Name: PRECINT 1
Location Name: CARSON COUNTY
Pool Name: TexPool
Pool Nbr: 449

Settle Date	Transaction Date	Price	Dollar Amt	Account Balance	Transaction Description
09/29/2023	09/29/2023	\$1.00	\$1,231.80	\$262,066.51	MONTHLY POSTING
09/26/2023	09/26/2023	\$1.00	-\$4,874.16	\$260,834.71	WITHDRAWAL
09/25/2023	09/25/2023	\$1.00	-\$6,293.90	\$265,708.87	WITHDRAWAL
09/25/2023	09/25/2023	\$1.00	-\$10,639.87	\$272,002.77	WITHDRAWAL
09/12/2023	09/12/2023	\$1.00	-\$8,755.60	\$282,642.64	WITHDRAWAL
08/31/2023	08/31/2023	\$1.00	\$1,394.91	\$291,398.24	MONTHLY POSTING
08/29/2023	08/29/2023	\$1.00	-\$3,338.39	\$290,003.33	WITHDRAWAL
08/24/2023	08/24/2023	\$1.00	-\$6,439.01	\$293,341.72	WITHDRAWAL
08/24/2023	08/24/2023	\$1.00	-\$11,233.13	\$299,780.73	WITHDRAWAL
08/15/2023	08/15/2023	\$1.00	-\$7,757.81	\$311,013.86	WITHDRAWAL
07/31/2023	07/31/2023	\$1.00	\$1,138.59	\$318,771.67	MONTHLY POSTING
07/31/2023	07/28/2023	\$1.00	\$75,000.00	\$317,633.08	ACH DEPOSIT
07/25/2023	07/25/2023	\$1.00	-\$4,516.46	\$242,633.08	WITHDRAWAL
07/21/2023	07/21/2023	\$1.00	-\$7,318.89	\$247,149.54	WITHDRAWAL
07/21/2023	07/21/2023	\$1.00	-\$12,495.89	\$254,468.43	WITHDRAWAL
07/11/2023	07/11/2023	\$1.00	-\$1,035.65	\$266,964.32	WITHDRAWAL
06/30/2023	06/30/2023	\$1.00	\$1,177.07	\$267,999.97	MONTHLY POSTING
06/27/2023	06/27/2023	\$1.00	-\$4,746.99	\$266,822.90	WITHDRAWAL
06/22/2023	06/22/2023	\$1.00	-\$7,422.13	\$271,569.89	WITHDRAWAL
06/22/2023	06/22/2023	\$1.00	-\$4,236.55	\$278,992.02	WITHDRAWAL
06/12/2023	06/12/2023	\$1.00	-\$11,627.91	\$283,228.57	WITHDRAWAL
05/31/2023	05/31/2023	\$1.00	\$1,251.13	\$294,856.48	MONTHLY POSTING
05/22/2023	05/22/2023	\$1.00	-\$7,275.21	\$293,605.35	WITHDRAWAL
05/19/2023	05/19/2023	\$1.00	-\$4,633.13	\$300,880.56	WITHDRAWAL
05/19/2023	05/19/2023	\$1.00	-\$8,131.71	\$305,513.69	WITHDRAWAL
05/09/2023	05/08/2023	\$1.00	\$50,000.00	\$313,645.40	ACH DEPOSIT
05/08/2023	05/08/2023	\$1.00	-\$5,548.84	\$263,645.40	WITHDRAWAL
04/28/2023	04/28/2023	\$1.00	\$1,114.73	\$269,194.24	MONTHLY POSTING
04/24/2023	04/24/2023	\$1.00	-\$6,294.55	\$268,079.51	WITHDRAWAL
04/21/2023	04/21/2023	\$1.00	-\$4,608.58	\$274,374.06	WITHDRAWAL
04/21/2023	04/21/2023	\$1.00	-\$9,419.47	\$278,982.64	WITHDRAWAL
04/11/2023	04/11/2023	\$1.00	-\$1,214.23	\$288,402.11	WITHDRAWAL
03/31/2023	03/31/2023	\$1.00	\$1,040.43	\$289,616.34	MONTHLY POSTING
03/27/2023	03/27/2023	\$1.00	-\$2,630.89	\$288,575.91	WITHDRAWAL
03/24/2023	03/23/2023	\$1.00	\$50,000.00	\$291,206.80	ACH DEPOSIT
03/23/2023	03/23/2023	\$1.00	-\$4,600.26	\$241,206.80	WITHDRAWAL
03/23/2023	03/23/2023	\$1.00	-\$9,341.89	\$245,807.06	WITHDRAWAL
03/14/2023	03/14/2023	\$1.00	-\$4,334.52	\$255,148.95	WITHDRAWAL
02/28/2023	02/28/2023	\$1.00	\$1,056.35	\$259,483.47	MONTHLY POSTING



Account History Report




Deposit Reports	Withdrawal Report Scheduler	Transfer Report Access	Multi Transaction Statements Help / Contact Us	Vendor Payment Inquiry Update Profile	Maintenance Change Location Logout
------------------------	------------------------------------	-------------------------------	---	--	---

Account History Report

ACCOUNT HISTORY REPORT
Generated: 10/06/2023 3:50 PM ET

Location: 77244
Acct Nbr: 330100002
Acct Name: PRECINT 2
Location Name: CARSON COUNTY
Pool Name: TexPool
Pool Nbr: 449

Settle Date	Transaction Date	Price	Dollar Amt	Account Balance	Transaction Description
09/29/2023	09/29/2023	\$1.00	\$1,064.58	\$208,374.23	MONTHLY POSTING
09/26/2023	09/26/2023	\$1.00	-\$24,322.97	\$207,309.65	WITHDRAWAL
09/25/2023	09/25/2023	\$1.00	-\$5,356.18	\$231,632.62	WITHDRAWAL
09/25/2023	09/25/2023	\$1.00	-\$10,519.09	\$236,988.80	WITHDRAWAL
09/12/2023	09/12/2023	\$1.00	-\$8,619.56	\$247,507.89	WITHDRAWAL
08/31/2023	08/31/2023	\$1.00	\$1,228.43	\$256,127.45	MONTHLY POSTING
08/29/2023	08/29/2023	\$1.00	-\$4,062.34	\$254,899.02	WITHDRAWAL
08/24/2023	08/24/2023	\$1.00	-\$5,381.22	\$258,961.36	WITHDRAWAL
08/24/2023	08/24/2023	\$1.00	-\$11,097.89	\$264,342.58	WITHDRAWAL
08/15/2023	08/15/2023	\$1.00	-\$4,160.48	\$275,440.47	WITHDRAWAL
07/31/2023	07/31/2023	\$1.00	\$970.09	\$279,600.95	MONTHLY POSTING
07/31/2023	07/28/2023	\$1.00	\$75,000.00	\$278,630.86	ACH DEPOSIT
07/25/2023	07/25/2023	\$1.00	-\$9,384.46	\$203,630.86	WITHDRAWAL
07/21/2023	07/21/2023	\$1.00	-\$5,046.82	\$213,015.32	WITHDRAWAL
07/21/2023	07/21/2023	\$1.00	-\$9,518.37	\$218,062.14	WITHDRAWAL
07/11/2023	07/11/2023	\$1.00	-\$721.45	\$227,580.51	WITHDRAWAL
06/30/2023	06/30/2023	\$1.00	\$1,021.11	\$228,301.96	MONTHLY POSTING
06/27/2023	06/27/2023	\$1.00	-\$7,512.86	\$227,280.85	WITHDRAWAL
06/22/2023	06/22/2023	\$1.00	-\$7,769.11	\$234,793.71	WITHDRAWAL
06/22/2023	06/22/2023	\$1.00	-\$4,236.48	\$242,562.82	WITHDRAWAL
06/12/2023	06/12/2023	\$1.00	-\$9,912.53	\$246,799.30	WITHDRAWAL
05/31/2023	05/31/2023	\$1.00	\$1,106.12	\$256,711.83	MONTHLY POSTING
05/22/2023	05/22/2023	\$1.00	-\$11,078.01	\$255,605.71	WITHDRAWAL
05/19/2023	05/19/2023	\$1.00	-\$5,422.08	\$266,683.72	WITHDRAWAL
05/19/2023	05/19/2023	\$1.00	-\$9,863.78	\$272,105.80	WITHDRAWAL
05/09/2023	05/08/2023	\$1.00	\$50,000.00	\$281,969.58	ACH DEPOSIT
05/08/2023	05/08/2023	\$1.00	-\$4,869.80	\$231,969.58	WITHDRAWAL
04/28/2023	04/28/2023	\$1.00	\$1,030.23	\$236,839.38	MONTHLY POSTING
04/24/2023	04/24/2023	\$1.00	-\$17,760.72	\$235,809.15	WITHDRAWAL
04/21/2023	04/21/2023	\$1.00	-\$5,585.45	\$253,569.87	WITHDRAWAL
04/21/2023	04/21/2023	\$1.00	-\$10,489.72	\$259,155.32	WITHDRAWAL
04/11/2023	04/11/2023	\$1.00	-\$3,297.46	\$269,645.04	WITHDRAWAL
03/31/2023	03/31/2023	\$1.00	\$1,000.98	\$272,942.50	MONTHLY POSTING
03/27/2023	03/27/2023	\$1.00	-\$9,529.31	\$271,941.52	WITHDRAWAL
03/24/2023	03/23/2023	\$1.00	\$50,000.00	\$281,470.83	ACH DEPOSIT
03/23/2023	03/23/2023	\$1.00	-\$5,524.03	\$231,470.83	WITHDRAWAL
03/23/2023	03/23/2023	\$1.00	-\$10,389.55	\$236,994.86	WITHDRAWAL
03/14/2023	03/14/2023	\$1.00	-\$2,977.72	\$247,384.41	WITHDRAWAL
02/28/2023	02/28/2023	\$1.00	\$917.36	\$250,362.13	MONTHLY POSTING



Account History Report




Deposit Reports	Withdrawal Report Scheduler	Transfer Report Access	Multi Transaction Statements Help / Contact Us	Vendor Payment Inquiry Update Profile	Maintenance Change Location Logout
-----------------	-----------------------------	------------------------	--	---------------------------------------	------------------------------------

Account History Report

ACCOUNT HISTORY REPORT
Generated: 10/06/2023 3:50 PM ET

Location: 77244
Acct Nbr: 330100004
Acct Name: PRECINT 3
Location Name: CARSON COUNTY
Pool Name: TexPool
Pool Nbr: 449

Settle Date	Transaction Date	Price	Dollar Amt	Account Balance	Transaction Description
09/29/2023	09/29/2023	\$1.00	\$1,000.12	\$198,334.13	MONTHLY POSTING
09/26/2023	09/26/2023	\$1.00	-\$21,117.95	\$197,334.01	WITHDRAWAL
09/25/2023	09/25/2023	\$1.00	-\$5,818.30	\$218,451.96	WITHDRAWAL
09/25/2023	09/25/2023	\$1.00	-\$11,374.96	\$224,270.26	WITHDRAWAL
08/31/2023	08/31/2023	\$1.00	\$1,083.25	\$235,645.22	MONTHLY POSTING
08/15/2023	08/15/2023	\$1.00	-\$13,032.98	\$234,561.97	WITHDRAWAL
07/31/2023	07/31/2023	\$1.00	\$1,226.71	\$247,594.95	MONTHLY POSTING
07/25/2023	07/25/2023	\$1.00	-\$29,602.62	\$246,368.24	WITHDRAWAL
07/21/2023	07/21/2023	\$1.00	-\$6,421.97	\$275,970.86	WITHDRAWAL
07/21/2023	07/21/2023	\$1.00	-\$13,493.06	\$282,392.83	WITHDRAWAL
06/30/2023	06/30/2023	\$1.00	\$1,274.77	\$295,885.89	MONTHLY POSTING
06/22/2023	06/22/2023	\$1.00	-\$11,589.14	\$294,611.12	WITHDRAWAL
06/22/2023	06/22/2023	\$1.00	-\$5,937.22	\$306,200.26	WITHDRAWAL
05/31/2023	05/31/2023	\$1.00	\$1,240.22	\$312,137.48	MONTHLY POSTING
05/09/2023	05/08/2023	\$1.00	\$75,000.00	\$310,897.26	ACH DEPOSIT
04/28/2023	04/28/2023	\$1.00	\$1,008.96	\$235,897.26	MONTHLY POSTING
04/24/2023	04/24/2023	\$1.00	-\$11,703.07	\$234,888.30	WITHDRAWAL
04/21/2023	04/21/2023	\$1.00	-\$6,083.04	\$246,591.37	WITHDRAWAL
04/21/2023	04/21/2023	\$1.00	-\$11,887.74	\$252,674.41	WITHDRAWAL
03/31/2023	03/31/2023	\$1.00	\$1,032.02	\$264,562.15	MONTHLY POSTING
02/28/2023	02/28/2023	\$1.00	\$918.03	\$263,530.13	MONTHLY POSTING
02/28/2023	02/28/2023	\$1.00	-\$3,509.96	\$262,612.10	WITHDRAWAL
01/31/2023	01/31/2023	\$1.00	\$955.83	\$266,122.06	MONTHLY POSTING
12/30/2022	12/30/2022	\$1.00	\$893.32	\$265,166.23	MONTHLY POSTING
11/30/2022	11/30/2022	\$1.00	\$637.27	\$264,272.91	MONTHLY POSTING
11/16/2022	11/15/2022	\$1.00	\$100,000.00	\$263,635.64	ACH DEPOSIT
10/31/2022	10/31/2022	\$1.00	\$417.89	\$163,635.64	MONTHLY POSTING
10/24/2022	10/24/2022	\$1.00	-\$6,127.22	\$163,217.75	WITHDRAWAL
09/30/2022	09/30/2022	\$1.00	\$351.52	\$169,344.97	MONTHLY POSTING
09/27/2022	09/26/2022	\$1.00	\$5,989.28	\$168,993.45	ACH DEPOSIT
09/23/2022	09/23/2022	\$1.00	-\$4,744.93	\$163,004.17	WITHDRAWAL
09/23/2022	09/23/2022	\$1.00	-\$5,989.28	\$167,749.10	WITHDRAWAL
09/23/2022	09/23/2022	\$1.00	-\$8,666.77	\$173,738.38	WITHDRAWAL
08/31/2022	08/31/2022	\$1.00	\$187.31	\$182,405.15	MONTHLY POSTING
08/26/2022	08/25/2022	\$1.00	\$100,000.00	\$182,217.84	ACH DEPOSIT
07/29/2022	07/29/2022	\$1.00	\$106.03	\$82,217.84	MONTHLY POSTING
06/30/2022	06/30/2022	\$1.00	\$76.13	\$82,111.81	MONTHLY POSTING
06/23/2022	06/23/2022	\$1.00	-\$5,725.37	\$82,035.68	WITHDRAWAL
06/23/2022	06/23/2022	\$1.00	-\$10,304.26	\$87,761.05	WITHDRAWAL



Account History Report



Deposit Reports	Withdrawal Report Scheduler	Transfer Report Access	Multi Transaction Statements Help / Contact Us	Vendor Payment Inquiry Update Profile	Maintenance Change Location Logout
------------------------	------------------------------------	-------------------------------	---	--	---


Account History Report

ACCOUNT HISTORY REPORT
Generated: 10/06/2023 3:51 PM ET

Location: 77244
Acct Nbr: 330100003
Acct Name: PRECINT 4
Location Name: CARSON COUNTY
Pool Name: TexPool
Pool Nbr: 449

Settle Date	Transaction Date	Price	Dollar Amt	Account Balance	Transaction Description
09/29/2023	09/29/2023	\$1.00	\$603.06	\$104,045.96	MONTHLY POSTING
09/26/2023	09/26/2023	\$1.00	-\$25,346.37	\$103,442.90	WITHDRAWAL
09/25/2023	09/25/2023	\$1.00	-\$5,974.61	\$128,789.27	WITHDRAWAL
09/25/2023	09/25/2023	\$1.00	-\$10,712.02	\$134,763.88	WITHDRAWAL
08/31/2023	08/31/2023	\$1.00	\$744.33	\$145,475.90	MONTHLY POSTING
08/30/2023	08/30/2023	\$1.00	-\$16,763.32	\$144,731.57	WITHDRAWAL
08/15/2023	08/15/2023	\$1.00	-\$10,651.97	\$161,494.89	WITHDRAWAL
07/31/2023	07/31/2023	\$1.00	\$815.69	\$172,146.86	MONTHLY POSTING
07/25/2023	07/25/2023	\$1.00	-\$6,778.04	\$171,331.17	WITHDRAWAL
07/21/2023	07/21/2023	\$1.00	-\$6,100.76	\$178,109.21	WITHDRAWAL
07/21/2023	07/21/2023	\$1.00	-\$10,921.53	\$184,209.97	WITHDRAWAL
06/30/2023	06/30/2023	\$1.00	\$855.38	\$195,131.50	MONTHLY POSTING
06/22/2023	06/22/2023	\$1.00	-\$10,679.84	\$194,276.12	WITHDRAWAL
06/22/2023	06/22/2023	\$1.00	-\$5,955.27	\$204,955.96	WITHDRAWAL
05/31/2023	05/31/2023	\$1.00	\$892.45	\$210,911.23	MONTHLY POSTING
04/28/2023	04/28/2023	\$1.00	\$912.45	\$210,018.78	MONTHLY POSTING
04/24/2023	04/24/2023	\$1.00	-\$14,608.46	\$209,106.33	WITHDRAWAL
04/21/2023	04/21/2023	\$1.00	-\$5,937.58	\$223,714.79	WITHDRAWAL
04/21/2023	04/21/2023	\$1.00	-\$10,650.40	\$229,652.37	WITHDRAWAL
03/31/2023	03/31/2023	\$1.00	\$937.35	\$240,302.77	MONTHLY POSTING
02/28/2023	02/28/2023	\$1.00	\$929.82	\$239,365.42	MONTHLY POSTING
02/28/2023	02/28/2023	\$1.00	-\$32,130.79	\$238,435.60	WITHDRAWAL
01/31/2023	01/31/2023	\$1.00	\$971.83	\$270,566.39	MONTHLY POSTING
12/30/2022	12/30/2022	\$1.00	\$908.18	\$269,594.56	MONTHLY POSTING
11/30/2022	11/30/2022	\$1.00	\$650.36	\$268,686.38	MONTHLY POSTING
11/16/2022	11/15/2022	\$1.00	\$100,000.00	\$268,036.02	ACH DEPOSIT
10/31/2022	10/31/2022	\$1.00	\$444.94	\$168,036.02	MONTHLY POSTING
10/24/2022	10/24/2022	\$1.00	-\$14,943.68	\$167,591.08	WITHDRAWAL
09/30/2022	09/30/2022	\$1.00	\$383.75	\$182,534.76	MONTHLY POSTING
09/23/2022	09/23/2022	\$1.00	-\$5,989.28	\$182,151.01	WITHDRAWAL
09/23/2022	09/23/2022	\$1.00	-\$10,574.81	\$188,140.29	WITHDRAWAL
08/31/2022	08/31/2022	\$1.00	\$217.21	\$198,715.10	MONTHLY POSTING
08/26/2022	08/25/2022	\$1.00	\$100,000.00	\$198,497.89	ACH DEPOSIT
07/29/2022	07/29/2022	\$1.00	\$127.03	\$98,497.89	MONTHLY POSTING
06/30/2022	06/30/2022	\$1.00	\$89.60	\$98,370.86	MONTHLY POSTING
06/23/2022	06/23/2022	\$1.00	-\$5,865.96	\$98,281.26	WITHDRAWAL
06/23/2022	06/23/2022	\$1.00	-\$10,370.68	\$104,147.22	WITHDRAWAL

The objective of TexPool [PRIME] is to maintain a stable \$1.00 price. However, the \$1.00 price



Account History Report



Deposit Reports	Withdrawal Report Scheduler	Transfer Report Access	Multi Transaction Statements Help / Contact Us	Vendor Payment Inquiry Update Profile	Maintenance Change Location Logout
------------------------	------------------------------------	-------------------------------	---	--	---

Account History Report

ACCOUNT HISTORY REPORT
Generated: 10/06/2023 3:51 PM ET

Location: 77244
Acct Nbr: 330100006
Acct Name: DEBT SERVICE FUND
Location Name: CARSON COUNTY
Pool Name: TexPool
Pool Nbr: 449

Settle Date	Transaction Date	Price	Dollar Amt	Account Balance	Transaction Description
04/04/2023	04/04/2023	\$1.00	-\$13,082.72	\$0.00	WITHDRAWAL
04/04/2023	04/04/2023	\$1.00	\$5.15	\$13,082.72	INTEREST DISTRIB
03/31/2023	03/31/2023	\$1.00	\$51.02	\$13,082.72	MONTHLY POSTING
02/28/2023	02/28/2023	\$1.00	\$44.83	\$13,031.70	MONTHLY POSTING
01/31/2023	01/31/2023	\$1.00	\$96.43	\$12,986.87	MONTHLY POSTING
01/24/2023	01/23/2023	\$1.00	\$10,000.00	\$12,890.44	ACH DEPOSIT
01/10/2023	01/10/2023	\$1.00	-\$74,000.00	\$2,890.44	WITHDRAWAL
12/30/2022	12/30/2022	\$1.00	\$258.99	\$76,890.44	MONTHLY POSTING
11/30/2022	11/30/2022	\$1.00	\$226.78	\$76,631.45	MONTHLY POSTING
10/31/2022	10/31/2022	\$1.00	\$189.88	\$76,404.67	MONTHLY POSTING
09/30/2022	09/30/2022	\$1.00	\$150.82	\$76,214.79	MONTHLY POSTING
08/31/2022	08/31/2022	\$1.00	\$139.44	\$76,063.97	MONTHLY POSTING
07/29/2022	07/29/2022	\$1.00	\$97.96	\$75,924.53	MONTHLY POSTING
06/30/2022	06/30/2022	\$1.00	\$62.34	\$75,826.57	MONTHLY POSTING

The objective of TexPool [PRIME] is to maintain a stable \$1.00 price. However, the \$1.00 price is not guaranteed or insured by the State of Texas or any other governmental entity. You should read the TexPool [PRIME] Investment Policy and Information Statement before making an investment in TexPool [PRIME].

9/29/2023

Pledge Customers Report

CA6

Name: Carson County

Tax ID: 756000848

Account Type	Account #	Balance	Accr Int	Rate	Account Title
Checking	10480	10,846.88	0.00	2.750%	CARSON COUNTY
Checking	10642	23.64	0.00	0.000%	CARSON COUNTY
Checking	10707	150,398.10	0.00	0.000%	CARSON COUNTY
Checking	10715	11,826.46	0.00	0.000%	CARSON COUNTY
Checking	28304	188.75	0.00	0.000%	CARSON COUNTY
Checking	207551	8,814.24	0.00	2.750%	CARSON COUNTY
Checking	10006	127,197.71	0.00	2.750%	CARSON COUNTY
Checking	708941	8,897.60	0.00	2.750%	CARSON COUNTY
Checking	909374	91,838.12	0.00	2.750%	CARSON COUNTY
Checking	920770	107,019.91	0.00	2.750%	CARSON COUNTY
Checking	920789	66,137.45	0.00	2.750%	CARSON COUNTY
Checking	920797	32,015.98	0.00	2.750%	CARSON COUNTY
Checking	1018613	8,716.70	0.00	2.750%	CARSON COUNTY
Checking	1231760	53,154.49	0.00	2.750%	CARSON COUNTY
Checking	1326214	1,514.47	0.00	2.750%	CARSON COUNTY
Checking	1401710	1,203.61	0.00	2.750%	CARSON COUNTY
Checking	82198905	9,302.93	0.00	0.000%	CARSON COUNTY
Checking	91653139	5,222.59	0.00	2.750%	CARSON COUNTY
Checking	91653238	6,931.00	0.00	2.750%	CARSON COUNTY
Checking	91655316	945.98	0.00	2.750%	CARSON COUNTY
Checking	91655357	1,523.71	0.00	2.750%	CARSON COUNTY
Checking	91655381	2,756,130.87	0.00	2.750%	CARSON COUNTY
Checking	91655415	17,560.75	0.00	2.750%	CARSON COUNTY
Checking	91989343	40,751.72	0.00	2.750%	CARSON COUNTY
Checking	504982655	81,105.11	0.00	2.750%	CARSON COUNTY
Checking	6012008832	874,629.84	0.00	2.750%	CARSON COUNTY
Checking	216127	42,923.43	0.00	2.750%	CARSON COUNTY
Checking	218472	105,234.90	0.00	2.750%	CARSON COUNTY
Checking	221139	1,379.42	0.00	2.750%	CARSON COUNTY
Checking	228001	28,355.71	0.00	2.750%	CARSON COUNTY
Checking	238953	2,789.61	0.00	0.000%	CARSON COUNTY
Checking	375349	117,123.00	0.00	0.000%	CARSON COUNTY
Checking	377228	2,280,736.68	0.00	2.750%	CARSON COUNTY
Checking	377244	4,641,211.08	0.00	2.750%	100TH JUDICIAL DIST ATTN
Checking	377260	13,209.80	0.00	2.750%	CARSON COUNTY
Checking	377287	7,232.67	0.00	2.750%	CARSON COUNTY
Checking	466050	9,012.12	0.00	2.750%	CARSON COUNTY
Checking	600571	29,606.33	0.00	2.750%	CARSON COUNTY
Checking	8001015521	56,304.65	0.00	0.000%	CARSON COUNTY
Checking	8001015596	14,943.04	0.00	2.750%	CARSON COUNTY
Time Deposit	312020323	21,205.42	149.16	3.250%	CARSON COUNTY
Time Deposit	800040580	150,000.00	114.04	5.550%	CARSON COUNTY
Time Deposit	800040581	150,000.00	114.04	5.550%	CARSON COUNTY
Time Deposit	800041102	50,000.00	429.16	5.310%	CARSON COUNTY

9/29/2023

Pledge Customers Report

Centennial Bank

Account Number	Balance	Rate	Collateral
800041230	100,000.00	4.370%	CARSON COUNTY
800041231	100,000.00	4.370%	CARSON COUNTY
800041348	100,000.00	5.310%	CARSON COUNTY
800041349	100,000.00	5.310%	CARSON COUNTY
800041351	100,000.00	5.310%	CARSON COUNTY
800041352	100,000.00	5.310%	CARSON COUNTY
800042588	150,000.00	5.540%	CARSON COUNTY
800042589	150,000.00	5.540%	CARSON COUNTY
800042703	100,000.00	4.930%	CARSON COUNTY
800042704	100,000.00	4.930%	CARSON COUNTY
3000120125	50,000.00	5.030%	CARSON COUNTY
3000130124	250,000.00	4.250%	CARSON COUNTY
3000140123	250,000.00	4.250%	CARSON COUNTY
3000150122	50,000.00	4.400%	CARSON COUNTY
3000160121	300,000.00	5.390%	CARSON COUNTY
3000190128	100,000.00	5.550%	CARSON COUNTY
3000210124	100,000.00	4.530%	CARSON COUNTY
3000230122	150,000.00	5.500%	CARSON COUNTY
3000250120	100,000.00	5.500%	CARSON COUNTY
3012000026	50,000.00	5.390%	CARSON COUNTY
3012000141	25,000.00	4.600%	CARSON COUNTY
3012000810	10,000.00	2.250%	CARSON COUNTY
3012000828	15,000.00	3.800%	CARSON COUNTY
3012000836	30,000.00	3.800%	CARSON COUNTY
3012000851	50,000.00	5.500%	CARSON COUNTY

Security	CUSIP	Par Pledged	Mkt Pledged	Maturity
ANTELOPE VALLEY CALIF CMNTY CO	03667PGG1	1,930,000.00	1,410,077.30	8/1/2037
BANK 2020-8N29 A4	06541TBF5	575,000.00	428,870.55	11/15/2053
BROOMFIELD COLO WTR ACTIVITY E	11477KDA1	650,000.00	606,014.50	12/1/2043
FNR 2019-59 F	3136B6KK8	1,568,082.43	1,533,064.01	10/25/2049
GNR 2021-41 LW	38382PBR2	1,000,000.00	626,841.37	3/20/2051
HONOLULU HAWAII CITY & CNTY WA	4387012A1	3,250,000.00	2,350,855.00	7/1/2038
JPMDB 2019-COR6 A4	48129RAX3	5,000,000.00	3,978,568.85	11/13/2052
KERRVILLE TEX INDPT SCH DIST	492440NA6	1,175,000.00	1,228,392.00	8/15/2042
MILAN MICH AREA SCHS	598801KG2	1,000,000.00	1,078,070.00	5/1/2031
MUSKOGON CHARTER TWP MICH	627670CE0	1,630,000.00	1,103,004.70	10/1/2042
OREGON HEALTH SCIENCES UNIV RE	685869FU8	5,000,000.00	4,294,550.00	7/1/2030
VIRGINIA PORT AUTH COMWLTH POR	928075JL5	2,500,000.00	1,729,275.00	7/1/2040

9/29/2023

Pledge Customers Report

Centennial Bank

Account Balances: 20,367,583.28

FDIC Insurance: 4,327,384.86

Mkt Value Pledged:

Difference:

25,278,082.43

9,237,884.01

Par Pledged:

Difference:

14,831,998.56

250,000.00

14,581,998.56

Safe Keeping TIB

Agent:

16,040,198.42

Amt to Pledge For:

Centennial Bank
 620 Chestnut St
 Conway, AR 72032

005656



RETURN SERVICE REQUESTED



120647-02A
 CARSON COUNTY
 GENERAL FUND
 BOX 365
 PANHANDLE, TX 79068

Contact Us
 844.213.5198
 CEN-ICS@MY100BANK.COM



Account
 CARSON COUNTY
 GENERAL FUND

Date
 09/30/2023

Page
 1 of 8

CDARS® Customer Statement

The following information is a summary of activity in your CDARS accounts and the list of FDIC-insured institutions that hold your deposits as of the date indicated. These deposits have been placed by us, as your agent and custodian, in deposit accounts through CDARS.

Summary of Accounts

Account ID	Effective Date	Maturity Date	Interest Rate	Opening Balance	Ending Balance
1027850525	09/28/2023	03/28/2024	5.22642%	\$0.00	\$100,000.00
1027850533	09/28/2023	03/28/2024	5.22642%	0.00	100,000.00
1026633881	12/29/2022	12/28/2023	4.27746%	200,000.00	200,000.00
1026753623	02/02/2023	02/01/2024	4.56453%	100,000.00	100,000.00
1026880307	03/09/2023	03/07/2024	4.73637%	150,000.00	150,000.00
1026901517	03/16/2023	03/14/2024	4.7459%	200,000.00	200,000.00
1027165563	05/11/2023	05/09/2024	5.08867%	250,000.00	250,000.00
1027167477	05/11/2023	05/09/2024	5.08867%	250,000.00	250,000.00
1027400929	06/29/2023	06/27/2024	5.0982%	100,000.00	100,000.00
1027401143	06/29/2023	06/27/2024	5.0982%	100,000.00	100,000.00
1027401151	06/29/2023	06/27/2024	5.0982%	100,000.00	100,000.00
TOTAL				\$1,450,000.00	\$1,650,000.00

DETAILED ACCOUNT OVERVIEW
Account ID: 1027850525
Account Title: CARSON COUNTY
GENERAL FUND

Account Summary - CD

Product Term	26-Week Public Fund 365 CD	Effective Date	09/28/2023
Interest Rate	5.22642%	Maturity Date	03/28/2024
Account Balance	\$100,000.00	YTD Interest Paid	\$42.96
Annual Percentage Yield	5.37%	Interest Earned Since Last Statement	42.96

CD Issued by

Bank of China FDIC Cert. 33653

YTD Interest Paid	\$42.96	09/28/2023	Opening Balance	\$0.00
Int Earned Since Last Statement	42.96	09/28/2023	Deposit	100,000.00
		09/29/2023	Interest Payment	42.96
		09/29/2023	Interest Payout To Account *****006	(42.96)
		09/29/2023	Ending Balance	100,000.00

DETAILED ACCOUNT OVERVIEW
Account ID: 1027850533
Account Title: CARSON COUNTY
GENERAL FUND

Account Summary - CD

Product Term	26-Week Public Fund 365 CD	Effective Date	09/28/2023
Interest Rate	5.22642%	Maturity Date	03/28/2024
Account Balance	\$100,000.00	YTD Interest Paid	\$42.96
Annual Percentage Yield	5.37%	Interest Earned Since Last Statement	42.96

CD Issued by

Bank of China FDIC Cert. 33653

YTD Interest Paid	\$42.96	09/28/2023	Opening Balance	\$0.00
Int Earned Since Last Statement	42.96	09/28/2023	Deposit	100,000.00
		09/29/2023	Interest Payment	42.96
		09/29/2023	Interest Payout To Account *****006	(42.96)
		09/29/2023	Ending Balance	100,000.00

DETAILED ACCOUNT OVERVIEW
 Account ID: 1026633881
 Account Title: CARSON COUNTY
 GENERAL FUND



Account Summary - CD

Product Term	52-Week Public Fund 365 CD
Interest Rate	4.27746%
Account Balance	\$200,000.00
Annual Percentage Yield	4.37%

Effective Date	12/29/2022
Maturity Date	12/28/2023
YTD Interest Paid	\$6,409.63
Interest Earned Since Last Statement	704.34

CD Issued by

Western Alliance Bank FDIC Cert. 57512	
YTD Interest Paid	\$6,409.63
Int Earned Since Last Statement	704.34

09/01/2023	Opening Balance	\$200,000.00
09/29/2023	Interest Payment	704.34
09/29/2023	Interest Payout To Account *****006	(704.34)
09/29/2023	Ending Balance	200,000.00

DETAILED ACCOUNT OVERVIEW
 Account ID: 1026753623
 Account Title: CARSON COUNTY
 GENERAL FUND

Account Summary - CD

Product Term	52-Week Public Fund 365 CD
Interest Rate	4.56453%
Account Balance	\$100,000.00
Annual Percentage Yield	4.67%

Effective Date	02/02/2023
Maturity Date	02/01/2024
YTD Interest Paid	\$3,019.35
Interest Earned Since Last Statement	375.85

CD Issued by

Wayne Bank FDIC Cert. 698	
YTD Interest Paid	\$3,019.35
Int Earned Since Last Statement	375.85

09/01/2023	Opening Balance	\$100,000.00
09/29/2023	Interest Payment	375.85
09/29/2023	Interest Payout To Account *****006	(375.85)
09/29/2023	Ending Balance	100,000.00

DETAILED ACCOUNT OVERVIEW
 Account ID: 1026880307
 Account Title: CARSON COUNTY
 GENERAL FUND

Account Summary - CD

Product Term	52-Week Public Fund 365 CD	Effective Date	03/09/2023
Interest Rate	4.73637%	Maturity Date	03/07/2024
Account Balance	\$150,000.00	YTD Interest Paid	\$4,017.19
Annual Percentage Yield	4.85%	Interest Earned Since Last Statement	585.04

CD Issued by

Provident Bank FDIC Cert. 12010

YTD Interest Paid	\$4,017.19	09/01/2023	Opening Balance	\$150,000.00
Int Earned Since Last Statement	585.04	09/29/2023	Interest Payment	585.04
		09/29/2023	Interest Payout To Account *****006	(585.04)
		09/29/2023	Ending Balance	150,000.00

DETAILED ACCOUNT OVERVIEW
 Account ID: 1026901517
 Account Title: CARSON COUNTY
 GENERAL FUND

Account Summary - CD

Product Term	52-Week Public Fund 365 CD	Effective Date	03/16/2023
Interest Rate	4.7459%	Maturity Date	03/14/2024
Account Balance	\$200,000.00	YTD Interest Paid	\$5,184.57
Annual Percentage Yield	4.86%	Interest Earned Since Last Statement	781.63

CD Issued by

First Federal Community Bank FDIC Cert. 29787

YTD Interest Paid	\$4,238.38	09/01/2023	Opening Balance	\$163,500.00
Int Earned Since Last Statement	638.98	09/29/2023	Interest Payment	638.98
		09/29/2023	Interest Payout To Account *****006	(638.98)
		09/29/2023	Ending Balance	163,500.00

DETAILED ACCOUNT OVERVIEW

Account ID: 1026901517
Account Title: CARSON COUNTY
GENERAL FUND



Western Alliance Bank FDIC Cert. 57512	
YTD Interest Paid	\$946.19
Int Earned Since Last Statement	142.65

09/01/2023	Opening Balance	\$36,500.00
09/29/2023	Interest Payment	142.65
09/29/2023	Interest Payout To Account *****006	(142.65)
09/29/2023	Ending Balance	36,500.00

DETAILED ACCOUNT OVERVIEW

Account ID: 1027165563
Account Title: CARSON COUNTY
GENERAL FUND

Account Summary - CD

Product Term	52-Week Public Fund 365 CD
Interest Rate	5.08867%
Account Balance	\$250,000.00
Annual Percentage Yield	5.22%

Effective Date	05/11/2023
Maturity Date	05/09/2024
YTD Interest Paid	\$4,993.91
Interest Earned Since Last Statement	1,047.74

CD Issued by

Chickasaw Community Bank FDIC Cert. 11521	
YTD Interest Paid	\$289.65
Int Earned Since Last Statement	60.77

09/01/2023	Opening Balance	\$14,500.00
09/29/2023	Interest Payment	60.77
09/29/2023	Interest Payout To Account *****006	(60.77)
09/29/2023	Ending Balance	14,500.00

West Gate Bank FDIC Cert. 19850	
YTD Interest Paid	\$4,704.26
Int Earned Since Last Statement	986.97

09/01/2023	Opening Balance	\$235,500.00
09/29/2023	Interest Payment	986.97
09/29/2023	Interest Payout To Account *****006	(986.97)
09/29/2023	Ending Balance	235,500.00

DETAILED ACCOUNT OVERVIEW

Account ID: 1027167477
Account Title: CARSON COUNTY
GENERAL FUND

Account Summary - CD

Product Term	52-Week Public Fund 365 CD	Effective Date	05/11/2023
Interest Rate	5.08867%	Maturity Date	05/09/2024
Account Balance	\$250,000.00	YTD Interest Paid	\$4,993.91
Annual Percentage Yield	5.22%	Interest Earned Since Last Statement	1,047.74

CD Issued by

Chickasaw Community Bank FDIC Cert. 11521

YTD Interest Paid	\$4,414.61
Int Earned Since Last Statement	926.20

09/01/2023	Opening Balance	\$221,000.00
09/29/2023	Interest Payment	926.20
09/29/2023	Interest Payout To Account *****006	(926.20)
09/29/2023	Ending Balance	221,000.00

The Upstate National Bank FDIC Cert. 13748

YTD Interest Paid	\$579.30
Int Earned Since Last Statement	121.54

09/01/2023	Opening Balance	\$29,000.00
09/29/2023	Interest Payment	121.54
09/29/2023	Interest Payout To Account *****006	(121.54)
09/29/2023	Ending Balance	29,000.00

DETAILED ACCOUNT OVERVIEW

Account ID: 1027400929
Account Title: CARSON COUNTY
GENERAL FUND

Account Summary - CD

Product Term	52-Week Public Fund 365 CD	Effective Date	06/29/2023
Interest Rate	5.0982%	Maturity Date	06/27/2024
Account Balance	\$100,000.00	YTD Interest Paid	\$1,315.64
Annual Percentage Yield	5.23%	Interest Earned Since Last Statement	419.88

DETAILED ACCOUNT OVERVIEW
Account ID: 1027400929
Account Title: CARSON COUNTY
GENERAL FUND



CD Issued by

First Horizon Bank FDIC Cert. 4977	\$1,315.64
YTD Interest Paid	419.88
Int Earned Since Last Statement	

09/01/2023	Opening Balance	\$100,000.00
09/29/2023	Interest Payment	419.88
09/29/2023	Interest Payout To Account *****006	(419.88)
09/29/2023	Ending Balance	100,000.00

DETAILED ACCOUNT OVERVIEW
Account ID: 1027401143
Account Title: CARSON COUNTY
GENERAL FUND

Account Summary - CD

Product Term	52-Week Public Fund 365 CD
Interest Rate	5.0982%
Account Balance	\$100,000.00
Annual Percentage Yield	5.23%

Effective Date	06/29/2023
Maturity Date	06/27/2024
YTD Interest Paid	\$1,315.64
Interest Earned Since Last Statement	419.88

CD Issued by

First Horizon Bank FDIC Cert. 4977	\$1,315.64
YTD Interest Paid	419.88
Int Earned Since Last Statement	

09/01/2023	Opening Balance	\$100,000.00
09/29/2023	Interest Payment	419.88
09/29/2023	Interest Payout To Account *****006	(419.88)
09/29/2023	Ending Balance	100,000.00

DETAILED ACCOUNT OVERVIEW
Account ID: 1027401151
Account Title: CARSON COUNTY
GENERAL FUND

Account Summary - CD

Product Term	52-Week Public Fund 365 CD
Interest Rate	5.0982%
Account Balance	\$100,000.00
Annual Percentage Yield	5.23%

Effective Date	06/29/2023
Maturity Date	06/27/2024
YTD Interest Paid	\$1,315.64
Interest Earned Since Last Statement	419.88

DETAILED ACCOUNT OVERVIEW

Account ID: 1027401151
Account Title: CARSON COUNTY
GENERAL FUND

CD Issued by

CrossFirst Bank FDIC Cert. 58648

YTD Interest Paid	\$861.74
Int Earned Since Last Statement	275.02

09/01/2023	Opening Balance	\$65,500.00
09/29/2023	Interest Payment	275.02
09/29/2023	Interest Payout To Account *****006	(275.02)
09/29/2023	Ending Balance	65,500.00

First Horizon Bank FDIC Cert. 4977

YTD Interest Paid	\$453.90
Int Earned Since Last Statement	144.86

09/01/2023	Opening Balance	\$34,500.00
09/29/2023	Interest Payment	144.86
09/29/2023	Interest Payout To Account *****006	(144.86)
09/29/2023	Ending Balance	34,500.00

Account Details

GENERAL FUND

Account Number 3000160121 as of 10/16/2023

Ledger Balance	\$300,000.00
Last Interest Paid Date	09/18/2023
Year to date Interest	\$10,847.84

Previous Year's Interest	\$1,926.18
Last Interest Paid	\$1,373.34
Term	12 Months

Current Deposits

Issue Date	Seq	Maturity Date	Rate	Accum int	Balance
05/18/2023	00	05/18/2024	5.39%	\$1,284.73	\$300,000.00

Account Details

GENERAL FUND

Account Number 3000190128 as of 10/16/2023

Ledger Balance	\$100,000.00
Last Interest Paid Date	10/02/2023
Year to date Interest	\$4,088.91

Previous Year's Interest	\$310.00
Last Interest Paid	\$456.16
Term	12 Months

Current Deposits

Issue Date	Seq	Maturity Date	Rate	Accum Int	Balance
06/02/2023	00	06/02/2024	5.55%	\$228.08	\$100,000.00

Account Details

GENERAL FUND			
Account Number 3000210124 as of 10/16/2023			
Ledger Balance	\$100,000.00	Previous Year's Interest	\$310.00
Last Interest Paid Date	10/02/2023	Last Interest Paid	\$372.33
Year to date interest	\$3,772.94	Term	12 Months

Current Deposits					
Issue Date	Seq	Maturity Date	Rate	Accum Int	Balance
12/02/2022	00	12/02/2023	4.53%	\$186.16	\$100,000.00

Account Details

GENERAL FUND			
Account Number 3000230122 as of 10/16/2023			
Ledger Balance	\$150,000.00	Previous Year's Interest	\$603.94
Last Interest Paid Date	09/26/2023	Last interest Paid	\$700.68
Year to date Interest	\$4,998.07	Term	12 Months

Current Deposits					
Issue Date	Seq	Maturity Date	Rate	Accum Int	Balance
07/26/2023	00	07/26/2024	5.5%	\$474.65	\$150,000.00

Account Details

GENERAL FUND			
Account Number 3000250120 as of 10/16/2023			
Ledger Balance	\$100,000.00	Previous Year's Interest	\$402.62
Last Interest Paid Date	09/26/2023	Last Interest Paid	\$467.12
Year to date Interest	\$3,332.03	Term	12 Months

Current Deposits					
Issue Date	Seq	Maturity Date	Rate	Accum Int	Balance
07/26/2023	00	07/26/2024	5.5%	\$316.43	\$100,000.00

Account Details

GENERAL FUND

Account Number 3000130124 as of 10/16/2023

Ledger Balance	\$250,000.00	Previous Year's Interest	\$2,970.96
Last Interest Paid Date	10/03/2023	Last Interest Paid	\$873.29
Year to date Interest	\$8,849.34	Term	12 Months

Current Deposits

Issue Date	Seq	Maturity Date	Rate	Accum Int	Balance
11/03/2022	00	11/03/2023	4.25%	\$407.53	\$250,000.00

Account Details

GENERAL FUND

Account Number 3000140123 as of 10/16/2023

Ledger Balance	\$250,000.00	Previous Year's Interest	\$2,970.96
Last Interest Paid Date	10/03/2023	Last Interest Paid	\$873.29
Year to date Interest	\$8,849.34	Term	12 Months

Current Deposits

Issue Date	Seq	Maturity Date	Rate	Accum Int	Balance
11/03/2022	00	11/03/2023	4.25%	\$407.53	\$250,000.00

Account Details

GENERAL FUN

Account Number 800040580 as of 10/16/2023

Ledger Balance	\$150,000.00	Previous Year's Interest	\$1,433.92
Last Interest Paid Date	09/26/2023	Last Interest Paid	\$707.05
Year to date Interest	\$3,563.15	Term	12 Months


Current Deposits

Issue Date	Seq	Maturity Date	Rate	Accum int	Balance
08/26/2023	00	08/26/2024	5.55%	\$478.97	\$150,000.00

Account Details

GENERAL FUN			
Account Number 800040581 as of 10/16/2023			
Ledger Balance	\$150,000.00	Previous Year's Interest	\$1,433.92
Last Interest Paid Date	09/26/2023	Last Interest Paid	\$707.05
Year to date Interest	\$3,563.15	Term	12 Months

Current Deposits					
Issue Date	Seq	Maturity Date	Rate	Accum Int	Balance
08/26/2023	00	08/26/2024	5.55%	\$478.97	\$150,000.00



GENERAL FUND

CD Acct # 102016

CD Acct #	102016	Balance	200,000.00	Term	6 Months	Rate	0.65%	Class	3	Accrual	238.18	Penalty	787.26	Payoff	189,441.92	APY	4.81%	Type	3	How	Check	Daily Int	25.59	Next Int	797.26	Months	1	Renewal	03/27/2024
-----------	--------	---------	------------	------	----------	------	-------	-------	---	---------	--------	---------	--------	--------	------------	-----	-------	------	---	-----	-------	-----------	-------	----------	--------	--------	---	---------	------------

General Info

Search By Date: From: 10/05/2023 To: 10/05/2023

Date: 10/05/2023 TC Post Date: 10/05/2023

Original Date	Original Maturity	Least Paid	Next Paid	Renewal Date	Available Balance	Pay To Account	Hold #	Hold Amt	Hold Desc	YTD	Last Year
09/27/2023	03/27/2024	00/00/0000	10/03/2023	06/06/2026	200,000.00	0	0	0.00		0.00	0.00

Debit	Credit	Balance
		200,000.00



CD ACCT # 102040										GENERAL FUND																								
CARSON/COURTY					CD/RRA Acct # 102040					Balance 200,000.00					Term 18 Months					Rate 15000														
Class 9					Accrued 246.58					Payable 2,455.75					Paid 197,780.88					APY 5.00%					Type 3					Row Check				
Daily Int 27.40					Next Int 821.92					Months 1					Maturity 03/28/2025																			

Original Date: 08/27/2023		Original Maturity: 08/27/2025	
Last Paid: 08/27/2023		Next Paid: 10/27/2023	
Renewal Date: 08/28/2023		Available Balance: 200,000.00	
Pay To Account: 0		Hold # 0	
Hold Amt: 0.00		Hold Date:	
YTD: 0.00		Last Year: 0.00	

Date	Debit	Credit	Balance
10/06/2023			200,000.00
10/06/2023			200,000.00

Print Job Completed
document



GENERAL FUND													
CD/IRA Acct #	Balance	Term	Rate	Class	Accrual	Penalty	Payed	APY	Type	How	Next Int	Months	Maturity
9000488006035	200,000.00	12 Months	3.0650	34	378.08	756.16	159,821.92	3.637%	3	Check	756.16	1	04/21/2024
Original Date: 04/21/2023 Original Maturity: 04/21/2024 Last Paid: 08/21/2023 Next Pmt: 10/21/2023 Renewal Date: 04/21/2024 Available Balance: 200,000.00 Pay To Account: 0 Hold #: 0 Hold Acct: 0.00 Hold Desc: YTD: 4,653.17 Last Year: 1,993.04													
Date	TC	Desc	Debit	Credit	Balance								
12/21/2021	150			147.95	200,000.00								
01/21/2022	158			152.88	200,000.00								
02/21/2022	160			152.88	200,000.00								
03/21/2022	166			152.88	200,000.00								
04/21/2022	160			152.88	200,000.00								
05/21/2022	111			152.88	200,000.00								
06/21/2022	111			147.95	200,000.00								
07/21/2022	150			152.88	200,000.00								
08/21/2022	160			147.95	200,000.00								
09/21/2022	150			152.88	200,000.00								
10/21/2022	150			147.95	200,000.00								
11/21/2022	150			152.88	200,000.00								
12/21/2022	150			147.95	200,000.00								
01/21/2023	150			152.88	200,000.00								
02/21/2023	150			147.95	200,000.00								
03/21/2023	150			152.88	200,000.00								
04/21/2023	111			152.88	200,000.00								
05/21/2023	111			152.88	200,000.00								
06/21/2023	150			152.88	200,000.00								
07/21/2023	150			147.95	200,000.00								
08/21/2023	150			152.88	200,000.00								
09/21/2023	150			147.95	200,000.00								
10/21/2023	150			152.88	200,000.00								
11/21/2023	150			147.95	200,000.00								
12/21/2023	150			152.88	200,000.00								
01/21/2024	150			147.95	200,000.00								

CD/IRA Account # 26948005939										CD Acct # 26948005939		PRIORITY 21		CD Acct # 26948005939		CD Acct # 26948005939																			
CARRISON COMMUNITY										Term		Rate		Class		Account		Penalty		Payout		APY		Type		How		Daily Int		Next Int		Months		Maturity	
CD/IRA Acct # 26948005939										12 Months		.04690		14		138.63		128.04		48,949.23		4.50%		3		DDA		6.30		188.04		08/14/2024			
General Info										From: 08/14/2022		To: 08/14/2023		Post Date		Distr		Debit		Credit		Balance													
Date	TC	Post Date	Distr	Debit	Credit	Balance																													
204		07/14/2022	130			31.85	DD																												
205		08/14/2022	130			31.85	DD																												
206		09/14/2022	130			28.77	DD																												
207		10/14/2022	130			31.85	DD																												
208		11/14/2022	130			30.82	DD																												
209		12/14/2022	130			31.85	DD																												
210		01/14/2023	130			30.82	DD																												
211		02/14/2023	130			31.85	DD																												
212		03/14/2023	130			30.82	DD																												
213		04/14/2023	130			31.85	DD																												
214		05/14/2023	130			30.82	DD																												
215		06/14/2023	130			31.85	DD																												
216		07/14/2023	130			30.82	DD																												
217		08/14/2023	130			31.85	DD																												
218		09/14/2023	130			31.85	DD																												
219		10/14/2023	130			28.77	DD																												
220		11/14/2023	130			30.82	DD																												
221		12/14/2023	130			31.85	DD																												
222		01/14/2024	130			30.82	DD																												
223		02/14/2024	130			31.85	DD																												
224		03/14/2024	130			03500	DD																												
225		04/14/2024	130			04500	DD																												
226		05/14/2024	130			128.04	DD																												
227		06/14/2024	130			155.34	DD																												
228		07/14/2024	130			155.34	DD																												
229						50,000.00	DD																												

Original Date: 08/14/2007
 Original Maturity: 08/14/2008
 Last Paid: 08/14/2023
 Next Paid: 10/14/2023
 Reversion Date: 08/14/2023
 Available Balance: 0.00
 Pay To Account: 26948005939
 Hold #:
 Hold Amt: 110,735.76
 Hold Desc: CARLSON CO.
 YTD: 766.71
 Last Year: 375.06



CD Acct # 26948006047		PRECIINCT 01		CD Acct # 26948006047		CD Acct # 26948006047		CD Acct # 26948006047		CD Acct # 26948006047		CD Acct # 26948006047		CD Acct # 26948006047										
Date	TC	PostDate	Debit	Credit	Balance	APY	Type	How	Daily Int	Next Int	Months	Maturity	Penalty	Account	Class	Rate	Term	CD Acct #	CD Acct #	CD Acct #	CD Acct #			
01/05/2022	130			47.77	75,000.00	4.80%	3	0DA	9.45	293.01	1	06/05/2024	283.56	04800	14	.04800	12 Months	75,000.00	CDMIRA Acct #	75,000.00	75,000.00	75,000.00		
02/05/2022	130			47.77	75,000.00																			
03/05/2022	130			43.15	75,000.00																			
04/05/2022	130			47.77	75,000.00																			
05/05/2022	130			46.23	75,000.00																			
06/05/2022	130			47.77	75,000.00																			
07/05/2022	130			43.30	75,000.00																			
08/05/2022	130			30.750	75,000.00																			
09/05/2022	130			46.23	75,000.00																			
10/05/2022	130			47.77	75,000.00																			
11/05/2022	130			46.23	75,000.00																			
12/05/2022	130			47.77	75,000.00																			
01/05/2023	130			43.15	75,000.00																			
02/05/2023	130			47.77	75,000.00																			
03/05/2023	130			46.23	75,000.00																			
04/05/2023	130			47.77	75,000.00																			
05/05/2023	130			43.30	75,000.00																			
06/05/2023	130			30.750	75,000.00																			
07/05/2023	130			46.23	75,000.00																			
08/05/2023	130			47.77	75,000.00																			
09/05/2023	130			46.23	75,000.00																			
10/05/2023	130			47.77	75,000.00																			
11/05/2023	130			43.15	75,000.00																			
12/05/2023	130			47.77	75,000.00																			
01/05/2024	130			46.23	75,000.00																			
02/05/2024	130			47.77	75,000.00																			
03/05/2024	130			43.30	75,000.00																			
04/05/2024	130			30.750	75,000.00																			
05/05/2024	130			46.23	75,000.00																			
06/05/2024	130			47.77	75,000.00																			
07/05/2024	130			46.23	75,000.00																			
08/05/2024	130			47.77	75,000.00																			
09/05/2024	130			43.15	75,000.00																			
10/05/2024	130			47.77	75,000.00																			

Original Date: 06/05/2022
 Original Maturity: 06/05/2024
 Last Paid: 10/05/2023
 Next Paid: 11/05/2023
 Renewal Date: 06/05/2023
 Available Balance: 0.00
 Pay To Account: 25089
 Hold #: 1
 Hold Acct: 110.738.76
 Hold Desc: CARSON CO.
 YTD: 1,433.62
 Last Year: 582.46



CD ACH # 21124005993
 CARSON COUNTY
 ROAD MSB BRIDGE #1

CD/NRA Acct #	Balance	Term	Rate	Class	Accrual	Penalty	Payoff	APY	Type	How	Daily Gr	Next Int	Months	Identify
21124005993	30,000.00	12 Months	0.0000	16	34.03	113.42	29,901.61	4.50%	3	DATA	3.78	113.42	1	132712024
General Info Search By Date: From: 03/27/2023 To: 09/27/2023 Original Date: 03/27/2023 Original Maturity: 03/27/2023 Last Paid: 09/27/2023 Next Paid: 10/27/2023 Renewal Date: 03/27/2023 Available Balance: 30,000.00 Pay To Account: 95089 Hold #: 0 Hold # Next: 0.00 Hold # Desc: TTD: 751.12 Last Year: 217.22														
Date	TC	Post Date	Debit	Credit	Balance									
12/27/2021	130		00	15.03	30,000.00									
01/27/2022	130		00	15.56	30,000.00									
02/27/2022	130		00	16.56	30,000.00									
03/27/2022	130		00	17.56	30,000.00									
04/27/2022	111		00	18.74	30,000.00									
05/27/2022	111		00	19.49	30,000.00									
06/27/2022	130		00	19.11	30,000.00									
07/27/2022	130		00	18.49	30,000.00									
08/27/2022	130		00	19.11	30,000.00									
09/27/2022	130		00	18.49	30,000.00									
10/27/2022	130		00	19.11	30,000.00									
11/27/2022	130		00	18.49	30,000.00									
12/27/2022	130		00	19.11	30,000.00									
01/27/2023	130		00	17.25	30,000.00									
02/27/2023	130		00	17.25	30,000.00									
03/27/2023	130		00	17.25	30,000.00									
04/27/2023	130		00	17.25	30,000.00									
05/27/2023	130		00	17.25	30,000.00									
06/27/2023	130		00	17.25	30,000.00									
07/27/2023	130		00	17.25	30,000.00									
08/27/2023	130		00	17.25	30,000.00									
09/27/2023	130		00	17.25	30,000.00									



CD Account # 102164																																		
CANTON COMMUNITY																																		
CD/IRA-Acct #	Balance	Term	Rate	Class	Accrued	Penalty	Payoff	APY	Type	How																								
102164	100,000.00	12 Months	3.5000	34	123.25	410.56	94,712.33	5.08%	3	DDA																								
<table border="1"> <tr> <td>Original Date:</td> <td>08/27/2023</td> </tr> <tr> <td>Original Maturity:</td> <td>08/27/2024</td> </tr> <tr> <td>Last Paid:</td> <td>08/27/2023</td> </tr> <tr> <td>Next Paid:</td> <td>10/27/2023</td> </tr> <tr> <td>Renewal Date:</td> <td>06/06/2000</td> </tr> <tr> <td>Available Balance:</td> <td>100,000.00</td> </tr> <tr> <td>Pay To Account:</td> <td>25089</td> </tr> <tr> <td>Hold #:</td> <td>0</td> </tr> <tr> <td>Hold Amt:</td> <td>0.00</td> </tr> <tr> <td>Hold Desc:</td> <td></td> </tr> <tr> <td>YTD:</td> <td>0.00</td> </tr> <tr> <td>Last Year:</td> <td>0.00</td> </tr> </table>											Original Date:	08/27/2023	Original Maturity:	08/27/2024	Last Paid:	08/27/2023	Next Paid:	10/27/2023	Renewal Date:	06/06/2000	Available Balance:	100,000.00	Pay To Account:	25089	Hold #:	0	Hold Amt:	0.00	Hold Desc:		YTD:	0.00	Last Year:	0.00
Original Date:	08/27/2023																																	
Original Maturity:	08/27/2024																																	
Last Paid:	08/27/2023																																	
Next Paid:	10/27/2023																																	
Renewal Date:	06/06/2000																																	
Available Balance:	100,000.00																																	
Pay To Account:	25089																																	
Hold #:	0																																	
Hold Amt:	0.00																																	
Hold Desc:																																		
YTD:	0.00																																	
Last Year:	0.00																																	
<table border="1"> <tr> <td>Original Date:</td> <td>08/27/2023</td> </tr> <tr> <td>Original Maturity:</td> <td>08/27/2024</td> </tr> <tr> <td>Last Paid:</td> <td>08/27/2023</td> </tr> <tr> <td>Next Paid:</td> <td>10/27/2023</td> </tr> <tr> <td>Renewal Date:</td> <td>06/06/2000</td> </tr> <tr> <td>Available Balance:</td> <td>100,000.00</td> </tr> <tr> <td>Pay To Account:</td> <td>25089</td> </tr> <tr> <td>Hold #:</td> <td>0</td> </tr> <tr> <td>Hold Amt:</td> <td>0.00</td> </tr> <tr> <td>Hold Desc:</td> <td></td> </tr> <tr> <td>YTD:</td> <td>0.00</td> </tr> <tr> <td>Last Year:</td> <td>0.00</td> </tr> </table>											Original Date:	08/27/2023	Original Maturity:	08/27/2024	Last Paid:	08/27/2023	Next Paid:	10/27/2023	Renewal Date:	06/06/2000	Available Balance:	100,000.00	Pay To Account:	25089	Hold #:	0	Hold Amt:	0.00	Hold Desc:		YTD:	0.00	Last Year:	0.00
Original Date:	08/27/2023																																	
Original Maturity:	08/27/2024																																	
Last Paid:	08/27/2023																																	
Next Paid:	10/27/2023																																	
Renewal Date:	06/06/2000																																	
Available Balance:	100,000.00																																	
Pay To Account:	25089																																	
Hold #:	0																																	
Hold Amt:	0.00																																	
Hold Desc:																																		
YTD:	0.00																																	
Last Year:	0.00																																	



CD Acct # 101966		PREDECTER		Member		Member By	
CARSON-COURTY				359 SJ		08-03-2024	
CDIRA Acct #	Balance	Term	Rate	Class	Accual	Penalty	Payoff
101966	100,000.00	12 Months	3.65%	34	79.73	386.63	55,681.10
Original Date:	Original Maturity:	Next Int	Orig	How	Type	APY	Days Int
08-30-2023	08-30-2024	08-30-2023	359 SJ	DDA	3	4.85%	13.25
Last Paid:	Next Paid:	Reinvest Date:	Available Balance:	Pay To Account:	Hold #:	Hold Amt:	Hold Desc:
08-30-2023	08-30-2023	08-30-2023	100,000.00	359 SJ	9	0.00	
General Info		Search By Date:		Date		YTD:	
From: 08/30/2023 To: 08/30/2023		Post Date		10/06/2023		411.52	
		Debit		Credit		Last Year:	
		50,000.00		411.52		0.00	
		50,000.00		20,203.00			



Account Details

R&B PCT 1

Account Number 800041102 as of 10/16/2023

Ledger Balance	\$50,000.00	Previous Year's Interest	\$0.00
Last Interest Paid Date	08/03/2023	Last Interest Paid	\$669.21
Year to date Interest	\$1,710.58	Term	12 Months

Current Deposits

Issue Date	Seq	Maturity Date	Rate	Accum Int	Balance
05/03/2023	00	05/03/2024	5.31%	\$545.54	\$50,000.00

Account Details

R&B PCT 1

Account Number 800041230 as of 10/16/2023

Ledger Balance	\$100,000.00	Previous Year's Interest	\$0.00
Last Interest Paid Date	08/15/2023	Last Interest Paid	\$1,101.48
Year to date Interest	\$3,268.52	Term	12 Months

Current Deposits

Issue Date	Seq	Maturity Date	Rate	Accum Int	Balance
11/15/2022	01	11/15/2023	4.37%	\$754.27	\$100,000.00



CD Acct # 9000461006043

CARSON COMMUNITY FCU JAMES BRIDGEMAN

CD Acct # 9000461006043

CD Acct # 9000461006043

CD Acct # 9000461006043

CD Acct # 9000461006043

CD Acct # 9000461006043

CD Acct # 9000461006043

CD Acct # 9000461006043

CD Acct # 9000461006043

Original Date: 05/07/2005

Original Maturity: 05/07/2024

Last Paid: 05/07/2023

Next Paid: 05/07/2023

Financial Date: 05/07/2023

Available Balance: 100,000.00

Pay To Account: 25089

Hold #:

Hold Amt: 0.00

Hold Desc:

YTD: 1,522.45

Last Year: 900.00

Original Date: 05/07/2005

Original Maturity: 05/07/2024

Last Paid: 05/07/2023

Next Paid: 05/07/2023

Financial Date: 05/07/2023

Available Balance: 100,000.00

Pay To Account: 25089

Hold #:

Hold Amt: 0.00

Hold Desc:

YTD: 1,522.45

Last Year: 900.00

Original Date: 05/07/2005

Original Maturity: 05/07/2024

Last Paid: 05/07/2023

Next Paid: 05/07/2023

Financial Date: 05/07/2023

Available Balance: 100,000.00

Pay To Account: 25089

Hold #:

Hold Amt: 0.00

Hold Desc:

YTD: 1,522.45

Last Year: 900.00

Original Date: 05/07/2005

Original Maturity: 05/07/2024

Last Paid: 05/07/2023

Next Paid: 05/07/2023

Financial Date: 05/07/2023

Available Balance: 100,000.00

Pay To Account: 25089

Hold #:

Hold Amt: 0.00

Hold Desc:

YTD: 1,522.45

Last Year: 900.00

Original Date: 05/07/2005

Original Maturity: 05/07/2024

Last Paid: 05/07/2023

Next Paid: 05/07/2023

Financial Date: 05/07/2023

Available Balance: 100,000.00

Pay To Account: 25089

Hold #:

Hold Amt: 0.00

Hold Desc:

YTD: 1,522.45

Last Year: 900.00

Original Date: 05/07/2005

Original Maturity: 05/07/2024

Last Paid: 05/07/2023

Next Paid: 05/07/2023

Financial Date: 05/07/2023

Available Balance: 100,000.00

Pay To Account: 25089

Hold #:

Hold Amt: 0.00

Hold Desc:

YTD: 1,522.45

Last Year: 900.00

Original Date: 05/07/2005

Original Maturity: 05/07/2024

Last Paid: 05/07/2023

Next Paid: 05/07/2023

Financial Date: 05/07/2023

Available Balance: 100,000.00

Pay To Account: 25089

Hold #:

Hold Amt: 0.00

Hold Desc:

YTD: 1,522.45

Last Year: 900.00

Original Date: 05/07/2005

Original Maturity: 05/07/2024

Last Paid: 05/07/2023

Next Paid: 05/07/2023

Financial Date: 05/07/2023

Available Balance: 100,000.00

Pay To Account: 25089

Hold #:

Hold Amt: 0.00

Hold Desc:

YTD: 1,522.45

Last Year: 900.00



CD Acct # 9000445006058

CHARSON COUNTY

CDMIRA Acct # 50,000.00 Balance 50,000.00 Term 12 Months Rate .04500 Class 14

Original Date: 05/11/2022 Original Maturity: 05/11/2032 Last Paid: 10/11/2023 Next Paid: 05/11/2023 Renewal Date: 05/11/2023 Available Balance: 50,000.00

Pay To Account: 25009

Hold # 0 Hold Amt: 0.00 Hold Date:

TTD: 755.71 Last Year: 375.00

Date	TC	PostDate	Debit	Credit	Balance
01/11/2022	130				50,000.00
02/11/2022	130				50,000.00
03/11/2022	130				50,000.00
04/11/2022	130				50,000.00
05/11/2022	130				50,000.00
06/11/2022	130				50,000.00
07/11/2022	130				50,000.00
08/11/2022	130				50,000.00
09/11/2022	130				50,000.00
10/11/2022	130				50,000.00
11/11/2022	130				50,000.00
12/11/2022	130				50,000.00
01/11/2023	130				50,000.00
02/11/2023	130				50,000.00
03/11/2023	130				50,000.00
04/11/2023	130				50,000.00
05/11/2023	130				50,000.00
06/11/2023	130				50,000.00
07/11/2023	130				50,000.00
08/11/2023	130				50,000.00
09/11/2023	130				50,000.00
10/11/2023	130				50,000.00
11/11/2023	130				50,000.00
12/11/2023	130				50,000.00
01/11/2024	130				50,000.00



CARSON COUNTY										
CD/IRA Acct #	Balance	Term	Rate	Class	Account	Frequency	Payoff	APY	Type	How
5000445005988	100,000.00	12 Months	0.4500	34	345.07	378.08	59,536.99	4.50%	3	DDA
<p>Original Date: 03/11/2008 Original Maturity: 03/11/2008 Last Paid: 09/11/2023 Next Paid: 10/11/2023 Renewal Date: 03/11/2023 Available Balance: 100,000.00</p> <p>Pay To Account: 25089 Hold #: 0 Hold Acct: 000 Hold Desc: YTD: 2,540.20 Last Year: 500.00</p>										
Date	TC	Post Date	Debit	Credit	Balance					
12/11/2021	130			73.97	100,000.00					
01/11/2022	130		DD	76.44	100,000.00					
02/11/2022	130		DD	76.44	100,000.00					
03/11/2022	130		DD	69.94	100,000.00					
04/11/2022	131		DD	69.90	100,000.00					
05/11/2022	131		DD	66.90	100,000.00					
06/11/2022	130		DD	76.44	100,000.00					
07/11/2022	130		DD	73.97	100,000.00					
08/11/2022	130		DD	76.44	100,000.00					
09/11/2022	130		DD	76.44	100,000.00					
10/11/2022	130		DD	73.97	100,000.00					
11/11/2022	130		DD	76.44	100,000.00					
12/11/2022	130		DD	73.97	100,000.00					
01/11/2023	130		DD	76.44	100,000.00					
02/11/2023	130		DD	69.94	100,000.00					
03/11/2023	111		DD	62.50	100,000.00					
04/11/2023	111		DD	64.90	100,000.00					
05/11/2023	100		DD	390.68	100,000.00					
06/11/2023	130		DD	378.08	100,000.00					
07/11/2023	130		DD	390.68	100,000.00					
08/11/2023	130		DD	378.08	100,000.00					
09/11/2023	130		DD	390.68	100,000.00					
10/11/2023	130		DD	390.68	100,000.00					



CD Acct # 101591																																																																																															
CARSON COUNTY ROAD AND BRIDGE																																																																																															
CDIRA Acct #	Balance	Term	Rate	Class	Accrual	Penalty	Payoff	APY	Type	How	Monthly																																																																																				
301591	50,000.00	12 Months	3.5000	K	38.36	143.84	25,894.52	3.50%	3	EQB	143.84																																																																																				
<table border="1"> <thead> <tr> <th>Search By Date</th> <th>From</th> <th>To</th> <th>Post Date</th> <th>Debit</th> <th>Credit</th> <th>Balance</th> </tr> </thead> <tbody> <tr> <td>1</td> <td>12/28/2022</td> <td></td> <td></td> <td></td> <td></td> <td>50,000.00</td> </tr> <tr> <td>2</td> <td>01/28/2023</td> <td></td> <td></td> <td></td> <td></td> <td>50,000.00</td> </tr> <tr> <td>3</td> <td>02/28/2023</td> <td></td> <td></td> <td></td> <td></td> <td>50,000.00</td> </tr> <tr> <td>4</td> <td>03/28/2023</td> <td></td> <td></td> <td></td> <td></td> <td>50,000.00</td> </tr> <tr> <td>5</td> <td>04/28/2023</td> <td></td> <td></td> <td></td> <td></td> <td>50,000.00</td> </tr> <tr> <td>6</td> <td>05/28/2023</td> <td></td> <td></td> <td></td> <td></td> <td>50,000.00</td> </tr> <tr> <td>7</td> <td>06/28/2023</td> <td></td> <td></td> <td></td> <td></td> <td>50,000.00</td> </tr> <tr> <td>8</td> <td>07/28/2023</td> <td></td> <td></td> <td></td> <td></td> <td>50,000.00</td> </tr> <tr> <td>9</td> <td>08/28/2023</td> <td></td> <td></td> <td></td> <td></td> <td>50,000.00</td> </tr> <tr> <td>10</td> <td>09/28/2023</td> <td></td> <td></td> <td></td> <td></td> <td>50,000.00</td> </tr> <tr> <td>11</td> <td>10/28/2023</td> <td></td> <td></td> <td></td> <td></td> <td>50,000.00</td> </tr> </tbody> </table>												Search By Date	From	To	Post Date	Debit	Credit	Balance	1	12/28/2022					50,000.00	2	01/28/2023					50,000.00	3	02/28/2023					50,000.00	4	03/28/2023					50,000.00	5	04/28/2023					50,000.00	6	05/28/2023					50,000.00	7	06/28/2023					50,000.00	8	07/28/2023					50,000.00	9	08/28/2023					50,000.00	10	09/28/2023					50,000.00	11	10/28/2023					50,000.00
Search By Date	From	To	Post Date	Debit	Credit	Balance																																																																																									
1	12/28/2022					50,000.00																																																																																									
2	01/28/2023					50,000.00																																																																																									
3	02/28/2023					50,000.00																																																																																									
4	03/28/2023					50,000.00																																																																																									
5	04/28/2023					50,000.00																																																																																									
6	05/28/2023					50,000.00																																																																																									
7	06/28/2023					50,000.00																																																																																									
8	07/28/2023					50,000.00																																																																																									
9	08/28/2023					50,000.00																																																																																									
10	09/28/2023					50,000.00																																																																																									
11	10/28/2023					50,000.00																																																																																									
<table border="1"> <thead> <tr> <th>General Info</th> <th>Original Date</th> <th>Original Maturity</th> <th>Next Pmt</th> <th>Next Pmt</th> <th>Revised Date</th> <th>Available Balance</th> <th>Pay To Account</th> <th>Hold #</th> <th>Hold Amt</th> <th>Hold Desc</th> <th>YTD</th> <th>Last Year</th> </tr> </thead> <tbody> <tr> <td></td> <td>11/28/2022</td> <td>11/28/2023</td> <td>08/28/2023</td> <td>10/28/2023</td> <td>08/00/0000</td> <td>50,000.00</td> <td>25898</td> <td>9</td> <td>0.00</td> <td></td> <td>1,313.71</td> <td>143.84</td> </tr> </tbody> </table>												General Info	Original Date	Original Maturity	Next Pmt	Next Pmt	Revised Date	Available Balance	Pay To Account	Hold #	Hold Amt	Hold Desc	YTD	Last Year		11/28/2022	11/28/2023	08/28/2023	10/28/2023	08/00/0000	50,000.00	25898	9	0.00		1,313.71	143.84																																																										
General Info	Original Date	Original Maturity	Next Pmt	Next Pmt	Revised Date	Available Balance	Pay To Account	Hold #	Hold Amt	Hold Desc	YTD	Last Year																																																																																			
	11/28/2022	11/28/2023	08/28/2023	10/28/2023	08/00/0000	50,000.00	25898	9	0.00		1,313.71	143.84																																																																																			



CD Acct # 101874		PRELIMINARY		Maturity 08/30/2024	
CDWRSA Acct # 101874		Rate 0.4850		Class 34	
Reference 100,000.00		Term 12 Months		Accrual 73.72	
Payoff 99,861.10		APY 4.85%		Term 3	
Penalty 398.63		Next Pmt 10/15/2023		Next Int 10/15/2023	
Daily Int 13.25		Next Pmt 10,000.00		Next Int 10,000.00	
Month Int 398.63		Available Balance 100,000.00		Pay To Account 25885	
Original Date 08/30/2023		Original Maturity 08/30/2024		Hold # 0	
Last Pmt 09/30/2023		Next Pmt 10/15/2023		Hold Amt 0.00	
Renewal Date 10/15/2023		Available Balance 100,000.00		Hold Desc	
Pay To Account 25885		Pay To Account 25885		YTD 411.92	
Hold # 0		Hold Amt 0.00		Last Year 5.00	
Hold Desc		YTD 411.92		Maturity 08/30/2024	
Last Year 5.00		Maturity 08/30/2024			

Date	IC	Post Date	Disc	Debit	Credit	Balance
08/30/23				100,000.00		100,000.00
09/30/23				411.92		99,588.08
10/15/23					10,000.00	109,588.08





CD Acct # 1102058 CARDHOLDER: PET # 2																													
CD Acct #	1102058	Balance	100,000.00	Term	18 Months	Rate	3.0000	Class	3	Accrued	123.29	Penalty	1,232.88	Payoff	98,886.61	APY	5.16%	Type	3	How	DDA	Daily Int	13.70	Next Int	4/10/96	Months	1	Maturity	01/27/2025
General Info Original Date: 05/27/2023 Original Maturity: 05/27/2025 Last Paid: 05/27/2023 Next Paid: 10/27/2023 Renewal Date: 05/27/2025 Available Balance: 100,000.00										Pay To Account: 25889 Hold # 3 Hold Amt: 0.00 Hold Desc: YTD: 0.00 Last Year: 0.00																			

Date	TC	Desc	Debit	Credit	Balance
1					100,000.00



CD Act # 102202									
PREMIUM RATE									
CD Act #	102202	Balance	100,000.00	Term	12 Months	Rate	.0500%	Class	3%
Account	CORRA-Act #	102202	100,000.00	Account	123.25	Penalty	410.96	Payout	95,712.13
APY	5.00%	Type	3	Rate	DDA	Daily Int	13.70	Maxed Int	410.96
Months	1	Maturity	08/27/2024						

General Info	
Search By Date:	From: 10/06/2023 To: 10/06/2023
Date:	TC
Print Date:	Desc:
Original Date:	08/27/2023
Original Maturity:	08/27/2024
Last Paid:	08/27/2023
Next Paid:	10/27/2023
Renewal Date:	06/06/2020
Available Balance:	100,000.00
Pay To Account:	25009
Hold Int:	0
Hold Amnt:	0.00
Hold Desc:	
YTD:	0.00
Last Year:	0.00

Account Details

R&B PCT 2

Account Number 800041231 as of 10/16/2023

Ledger Balance	\$100,000.00	Previous Year's Interest	\$0.00
Last Interest Paid Date	08/15/2023	Last Interest Paid	\$1,101.48
Year to date Interest	\$3,268.52	Term	12 Months

Current Deposits

Issue Date	Seq	Maturity Date	Rate	Accum Int	Balance
11/15/2022	01	11/15/2023	4.37%	\$754.27	\$100,000.00

Centennial Bank
620 Chestnut St
Conway, AR 72032

005663



RETURN SERVICE REQUESTED



120647-02A
CARSON COUNTY
ROAD & BRIDGE 3
BOX 365
PANHANDLE, TX 79068

Contact Us
844.213.5198
CEN-ICS@MY100BANK.COM



Account
CARSON COUNTY
ROAD & BRIDGE 3

Date
09/30/2023

Page
1 of 2

CDARS® Customer Statement

The following information is a summary of activity in your CDARS accounts and the list of FDIC-insured institutions that hold your deposits as of the date indicated. These deposits have been placed by us, as your agent and custodian, in deposit accounts through CDARS.

Summary of Accounts

Account ID	Effective Date	Maturity Date	Interest Rate	Opening Balance	Ending Balance
1026828623	02/23/2023	02/22/2024	4.66958%	\$50,000.00	\$50,000.00
TOTAL				\$50,000.00	\$50,000.00

Date
09/30/2023

Page
2 of 2

DETAILED ACCOUNT OVERVIEW

Account ID: 1026828623
Account Title: CARSON COUNTY
ROAD & BRIDGE 3

Account Summary - CD

Product Term	52-Week Public Fund 365 CD	Effective Date	02/23/2023
Interest Rate	4.66958%	Maturity Date	02/22/2024
Account Balance	\$50,000.00	YTD Interest Paid	\$1,409.89
Annual Percentage Yield	4.78%	Interest Earned Since Last Statement	192.26

CD Issued by

Pinnacle Bank FDIC Cert. 35583

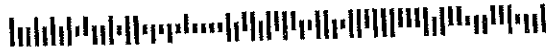
YTD Interest Paid	\$1,409.89	09/01/2023	Opening Balance	\$50,000.00
Int Earned Since Last Statement	192.26	09/29/2023	Interest Payment	192.26
		09/29/2023	Interest Payout To Account *****343	(192.26)
		09/29/2023	Ending Balance	50,000.00

Centennial Bank
620 Chestnut St
Conway, AR 72032

005661



RETURN SERVICE REQUESTED



120647-02A
CARSON COUNTY
PRECINCT 3
BOX 365
PANHANDLE, TX 79068

Contact Us
844.213.5198
CEN-ICS@MY100BANK.COM



Account
CARSON COUNTY
PRECINCT 3

Date
09/30/2023

Page
1 of 2

CDARS® Customer Statement

The following information is a summary of activity in your CDARS accounts and the list of FDIC-insured institutions that hold your deposits as of the date indicated. These deposits have been placed by us, as your agent and custodian, in deposit accounts through CDARS.

Summary of Accounts

Account ID	Effective Date	Maturity Date	Interest Rate	Opening Balance	Ending Balance
1027585228	08/03/2023	08/01/2024	5.23117%	\$100,000.00	\$100,000.00
TOTAL				\$100,000.00	\$100,000.00

Date
09/30/2023

Page
2 of 2

DETAILED ACCOUNT OVERVIEW

Account ID: 1027585228
Account Title: CARSON COUNTY
PRECINCT 3

Account Summary - CD

Product Term	52-Week Public Fund 365 CD	Effective Date	08/03/2023
Interest Rate	5.23117%	Maturity Date	08/01/2024
Account Balance	\$100,000.00	YTD Interest Paid	\$847.31
Annual Percentage Yield	5.37%	Interest Earned Since Last Statement	430.85

CD Issued by

EagleBank FDIC Cert. 34742

YTD Interest Paid	\$847.31	09/01/2023	Opening Balance	\$100,000.00
Int Earned Since Last Statement	430.85	09/29/2023	Interest Payment	430.85
		09/29/2023	Interest Payout To Account	(430.85)
			*****343	
		09/29/2023	Ending Balance	100,000.00

Account Details

PCT#3

Account Number 3000150122 as of 10/16/2023

Ledger Balance	\$50,000.00
Last Interest Paid Date	09/18/2023
Year to date Interest	\$1,651.51

Previous Year's Interest	\$509.79
Last Interest Paid	\$186.85
Term	12 Months

Current Deposits

Issue Date	Seq	Maturity Date	Rate	Accum Int	Balance
11/18/2022	00	11/18/2023	4.4%	\$174.79	\$50,000.00

Account Details

PCT#3			
Account Number 3012000851 as of 10/16/2023			
Ledger Balance	\$50,000.00	Previous Year's Interest	\$584.67
Last Interest Paid Date	10/15/2023	Last Interest Paid	\$226.03
Year to date Interest	\$1,378.53	Term	12 Months

Current Deposits					
Issue Date	Seq	Maturity Date	Rate	Accum Int	Balance
07/15/2023	00	07/15/2024	5.5%	\$15.06	\$50,000.00

Centennial Bank
620 Chestnut St
Conway, AR 72032

005659



RETURN SERVICE REQUESTED



120647-02A
CARSON COUNTY
PCT #4
BOX 365
PANHANDLE, TX 79068

Contact Us
844.213.5198
CEN-ICS@MY100BANK.COM



Account
CARSON COUNTY
PCT #4

Date
09/30/2023

Page
1 of 2

CDARS® Customer Statement

The following information is a summary of activity in your CDARS accounts and the list of FDIC-insured institutions that hold your deposits as of the date indicated. These deposits have been placed by us, as your agent and custodian, in deposit accounts through CDARS.

Summary of Accounts

Account ID	Effective Date	Maturity Date	Interest Rate	Opening Balance	Ending Balance
1027298881	06/08/2023	06/06/2024	5.25964%	\$100,000.00	\$100,000.00
TOTAL				\$100,000.00	\$100,000.00

1016347

DETAILED ACCOUNT OVERVIEW

Account ID: 1027298881
Account Title: CARSON COUNTY
PCT #4

Account Summary - CD

Product Term	52-Week Public Fund 365 CD	Effective Date	06/08/2023
Interest Rate	5.25964%	Maturity Date	06/06/2024
Account Balance	\$100,000.00	YTD Interest Paid	\$1,660.52
Annual Percentage Yield	5.40%	Interest Earned Since Last Statement	433.20

CD Issued by

First Horizon Bank FDIC Cert. 4977

YTD Interest Paid	\$16.61
Int Earned Since Last Statement	4.33

09/01/2023	Opening Balance	\$1,000.00
09/29/2023	Interest Payment	4.33
09/29/2023	Interest Payout To Account *****343	(4.33)
09/29/2023	Ending Balance	1,000.00

Pinnacle Bank FDIC Cert. 35583

YTD Interest Paid	\$1,643.91
Int Earned Since Last Statement	428.87

09/01/2023	Opening Balance	\$99,000.00
09/29/2023	Interest Payment	428.87
09/29/2023	Interest Payout To Account *****343	(428.87)
09/29/2023	Ending Balance	99,000.00

Centennial Bank
620 Chestnut St
Conway, AR 72032

005660



RETURN SERVICE REQUESTED



120647-02A
CARSON COUNTY
PCT 4
BOX 365
PANHANDLE, TX 79068

Contact Us
844.213.5198
CEN-ICS@MY100BANK.COM



Account
CARSON COUNTY
PCT 4

Date
09/30/2023

Page
1 of 2

CDARS® Customer Statement

The following information is a summary of activity in your CDARS accounts and the list of FDIC-insured institutions that hold your deposits as of the date indicated. These deposits have been placed by us, as your agent and custodian, in deposit accounts through CDARS.

Summary of Accounts

Account ID	Effective Date	Maturity Date	Interest Rate	Opening Balance	Ending Balance
1027067413	04/20/2023	04/18/2024	4.76499%	\$50,000.00	\$50,000.00
TOTAL				\$50,000.00	\$50,000.00

DETAILED ACCOUNT OVERVIEW

Account ID: 1027067413
Account Title: CARSON COUNTY
PCT 4

Account Summary - CD

Product Term	52-Week Public Fund 365 CD	Effective Date	04/20/2023
Interest Rate	4.76499%	Maturity Date	04/18/2024
Account Balance	\$50,000.00	YTD Interest Paid	\$1,072.48
Annual Percentage Yield	4.88%	Interest Earned Since Last Statement	196.19

CD Issued by

Preferred Bank FDIC Cert. 33539

YTD Interest Paid	\$1,072.48	09/01/2023	Opening Balance	\$50,000.00
Int Earned Since Last Statement	196.19	09/29/2023	Interest Payment	196.19
		09/29/2023	Interest Payout To Account	(196.19)
			*****343	
		09/29/2023	Ending Balance	50,000.00

Centennial Bank
620 Chestnut St
Conway, AR 72032

005662



RETURN SERVICE REQUESTED



120647-02A
CARSON COUNTY
PRECINCT 4
BOX 365
PANHANDLE, TX 79068

Contact Us
844.213.5198
CEN-ICS@MY100BANK.COM



Account
CARSON COUNTY
PRECINCT 4

Date
09/30/2023

Page
1 of 2

CDARS® Customer Statement

The following information is a summary of activity in your CDARS accounts and the list of FDIC-insured institutions that hold your deposits as of the date indicated. These deposits have been placed by us, as your agent and custodian, in deposit accounts through CDARS.

Summary of Accounts

Account ID	Effective Date	Maturity Date	Interest Rate	Opening Balance	Ending Balance
1027585279	08/03/2023	08/01/2024	5.23117%	\$100,000.00	\$100,000.00
TOTAL				\$100,000.00	\$100,000.00

DETAILED ACCOUNT OVERVIEW

Account ID: 1027585279
Account Title: CARSON COUNTY
PRECINCT 4

Account Summary - CD

Product Term	52-Week Public Fund 365 CD	Effective Date	08/03/2023
Interest Rate	5.23117%	Maturity Date	08/01/2024
Account Balance	\$100,000.00	YTD Interest Paid	\$847.31
Annual Percentage Yield	5.37%	Interest Earned Since Last Statement	430.85

CD Issued by

EagleBank FDIC Cert. 34742

YTD Interest Paid	\$847.31	09/01/2023	Opening Balance	\$100,000.00
Int Earned Since Last Statement	430.85	09/29/2023	Interest Payment	430.85
		09/29/2023	Interest Payout To Account	(430.85)
			*****343	
		09/29/2023	Ending Balance	100,000.00

Centennial Bank
620 Chestnut St
Conway, AR 72032

005664



RETURN SERVICE REQUESTED



120647-02A
CARSON COUNTY
ROAD & BRIDGE 4
BOX 365
PANHANDLE, TX 79068

Contact Us
844.213.5198
CEN-ICS@MY100BANK.COM



Account
CARSON COUNTY
ROAD & BRIDGE 4

Date
09/30/2023

Page
1 of 3

CDARS® Customer Statement

The following information is a summary of activity in your CDARS accounts and the list of FDIC-insured Institutions that hold your deposits as of the date indicated. These deposits have been placed by us, as your agent and custodian, in deposit accounts through CDARS.

Summary of Accounts

Account ID	Effective Date	Maturity Date	Interest Rate	Opening Balance	Ending Balance
1026828593	02/23/2023	02/22/2024	4.66958%	\$100,000.00	\$100,000.00
1026828666	02/23/2023	02/22/2024	4.66958%	50,000.00	50,000.00
TOTAL				\$150,000.00	\$150,000.00

DETAILED ACCOUNT OVERVIEW

Account ID: 1026828593
Account Title: CARSON COUNTY
ROAD & BRIDGE 4

Account Summary - CD

Product Term	52-Week Public Fund 365 CD	Effective Date	02/23/2023
Interest Rate	4.66958%	Maturity Date	02/22/2024
Account Balance	\$100,000.00	YTD Interest Paid	\$2,819.75
Annual Percentage Yield	4.78%	Interest Earned Since Last Statement	384.51

CD Issued by

BOKF, National Association FDIC Cert. 4214

YTD Interest Paid	\$2,819.75	09/01/2023	Opening Balance	\$100,000.00
Int Earned Since Last Statement	384.51	09/29/2023	Interest Payment	384.51
		09/29/2023	Interest Payout To Account	(384.51)
			*****343	
		09/29/2023	Ending Balance	100,000.00

DETAILED ACCOUNT OVERVIEW

Account ID: 1026828666
Account Title: CARSON COUNTY
ROAD & BRIDGE 4

Account Summary - CD

Product Term	52-Week Public Fund 365 CD	Effective Date	02/23/2023
Interest Rate	4.66958%	Maturity Date	02/22/2024
Account Balance	\$50,000.00	YTD Interest Paid	\$1,409.90
Annual Percentage Yield	4.78%	Interest Earned Since Last Statement	192.26

CD Issued by

BOKF, National Association FDIC Cert. 4214

YTD Interest Paid	\$521.67	09/01/2023	Opening Balance	\$18,500.00
Int Earned Since Last Statement	71.14	09/29/2023	Interest Payment	71.14
		09/29/2023	Interest Payout To Account	(71.14)
			*****343	
		09/29/2023	Ending Balance	18,500.00

Date
09/30/2023

Page
3 of 3

DETAILED ACCOUNT OVERVIEW

Account ID: 1026828666
Account Title: CARSON COUNTY
ROAD & BRIDGE 4



Pinnacle Bank FDIC Cert. 35583	
YTD Interest Paid	\$888.23
Int Earned Since Last Statement	121.12

09/01/2023	Opening Balance	\$31,500.00
09/29/2023	Interest Payment	121.12
09/29/2023	Interest Payout To Account	(121.12)
	*****343	
09/29/2023	Ending Balance	31,500.00

20230930



CD Acct # 32832006033
CASSOW COUNTY RDAD & BRIDGE #1
 CD/IRA Acct # 32832006033 Balance 60,000.00 Term 12 Months Rate 3.4500 Class 74
 Daily Int 7.5% Next Int 286.85 Monthly 1
 APY 4.574% Payoff 59,953.88 Penalty 28.85 Accrued 90.74
 Type 3 How Check

Original Date: 03/24/2010
 Original Maturity: 03/24/2010
 Last Paid: 09/24/2023
 Next Paid: 10/24/2023
 Renewed Date: 03/24/2023
 Available Balance: 60,000.00
 Pay To Account: 0
 Hold # : 0
 Hold # Amt: 0.00
 Hold Date:
 FTD: 1,302.30
 Last Year: 438.22

Date	TC	Post Date	Debit	Credit	Balance	How
176	150	12/24/2021		32.06	60,000.00	
177	150	01/24/2022		33.12	60,000.00	
178	150	02/24/2022		33.12	60,000.00	
179	150	03/24/2022		29.92	60,000.00	
180	150	04/24/2022		093.00	60,000.00	
181	150	05/24/2022		007.50	60,000.00	
182	150	06/24/2022		92.22	60,000.00	
183	150	07/24/2022		26.99	60,000.00	
184	150	08/24/2022		38.22	60,000.00	
185	150	09/24/2022		36.99	60,000.00	
186	150	10/24/2022		38.22	60,000.00	
187	150	11/24/2022		38.22	60,000.00	
188	150	12/24/2022		36.99	60,000.00	
189	150	01/24/2023		36.22	60,000.00	
190	150	02/24/2023		36.22	60,000.00	
191	150	03/24/2023		34.52	60,000.00	
192	150	04/24/2023		32.100	60,000.00	
193	150	05/24/2023		04600	60,000.00	
194	111	06/24/2023		234.61	60,000.00	
195	150	07/24/2023		226.85	60,000.00	
196	150	08/24/2023		234.61	60,000.00	
197	150	09/24/2023		226.85	60,000.00	
198	150	10/24/2023		234.61	60,000.00	
199	150	11/24/2023		226.85	60,000.00	
200	150	12/24/2023		234.61	60,000.00	
201	150	01/24/2024		226.85	60,000.00	



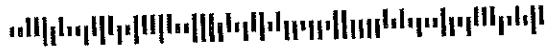
CD No	CD Acct #	Balance	Term	Rate	Class	Account	Penalty	Payoff	APY	Type	How	Daily Int	Next Int	Months	Maturity
32832006032	303900.00	12 Months	3.4600	14	45.57	113.42	28,931.55	4.50%	3	Check		3.78	113.42	1	10/24/2024
General Info Original Date: 05/24/2009 Original Maturity: 03/24/2010 Last Paid: 09/24/2023 Next Paid: 10/24/2023 Renewal Date: 03/24/2023 Available Balance: 30,000.00 Pay To Account: \$ Hold #: 0 Hold Amt: 0.00 Hold Desc: YTD: 791.12 Last Year: 211.59															
Date	TC	FC	Desc	Debit	Credit	Balance									
12/24/2021	150					16.03									
01/24/2022	150					15.56									
02/24/2022	150					16.56									
03/24/2022	150					14.96									
04/24/2022	150					16.390									
05/24/2022	150					16.750									
06/24/2022	150					19.11									
07/24/2022	150					18.49									
08/24/2022	150					18.49									
09/24/2022	150					19.11									
10/24/2022	150					18.49									
11/24/2022	150					19.11									
12/24/2022	150					18.49									
01/24/2023	150					19.11									
02/24/2023	150					18.49									
03/24/2023	150					19.11									
04/24/2023	150					17.26									
05/24/2023	150					17.26									
06/24/2023	150					113.42									
07/24/2023	150					117.20									
08/24/2023	150					113.42									
09/24/2023	150					117.20									
10/24/2023	150					113.42									
11/24/2023	150					117.20									
12/24/2023	150					113.42									
01/24/2024	150					117.20									

Centennial Bank
620 Chestnut St
Conway, AR 72032

005657



RETURN SERVICE REQUESTED



120647-02A
CARSON COUNTY
HEALTH CARE
BOX 365
PANHANDLE, TX 79068

Contact Us
844.213.5198
CEN-ICS@MY100BANK.COM



Account
CARSON COUNTY
HEALTH CARE

Date
09/30/2023

Page
1 of 2

CDARS® Customer Statement

The following information is a summary of activity in your CDARS accounts and the list of FDIC-insured institutions that hold your deposits as of the date indicated. These deposits have been placed by us, as your agent and custodian, in deposit accounts through CDARS.

Summary of Accounts

Account ID	Effective Date	Maturity Date	Interest Rate	Opening Balance	Ending Balance
1026806921	02/16/2023	02/15/2024	4.58362%	\$25,000.00	\$25,000.00
TOTAL				\$25,000.00	\$25,000.00

Date
09/30/2023

Page
2 of 2

DETAILED ACCOUNT OVERVIEW

Account ID: 1026806921
Account Title: CARSON COUNTY
HEALTH CARE

Account Summary - CD

Product Term	52-Week Public Fund 365 CD	Effective Date	02/16/2023
Interest Rate	4.58362%	Maturity Date	02/15/2024
Account Balance	\$25,000.00	YTD Interest Paid	\$713.96
Annual Percentage Yield	4.69%	Interest Earned Since Last Statement	94.36

CD Issued by

River City Bank FDIC Cert. 18983

YTD Interest Paid	\$713.96	09/01/2023	Opening Balance	\$25,000.00
Int Earned Since Last Statement	94.36	09/29/2023	Interest Payment	94.36
		09/29/2023	Interest Payout To Account *****571	(94.36)
		09/29/2023	Ending Balance	25,000.00

Centennial Bank
620 Chestnut St
Conway, AR 72032

005658



RETURN SERVICE REQUESTED



120647-02A
CARSON COUNTY
INDIGENT HEALTH CARE
BOX 365
PANHANDLE, TX 79068

Contact Us
844.213.5198
CEN-ICS@MY100BANK.COM



Account
CARSON COUNTY
INDIGENT HEALTH CARE

Date
09/30/2023

Page
1 of 2

CDARS® Customer Statement

The following information is a summary of activity in your CDARS accounts and the list of FDIC-insured institutions that hold your deposits as of the date indicated. These deposits have been placed by us, as your agent and custodian, in deposit accounts through CDARS.

Summary of Accounts

Account ID	Effective Date	Maturity Date	Interest Rate	Opening Balance	Ending Balance
1027298873	06/08/2023	06/06/2024	5.25964%	\$25,000.00	\$25,000.00
TOTAL				\$25,000.00	\$25,000.00

DETAILED ACCOUNT OVERVIEW

Account ID: 1027298873
Account Title: CARSON COUNTY
INDIGENT HEALTH CARE

Account Summary - CD

Product Term	52-Week Public Fund 365 CD	Effective Date	06/08/2023
Interest Rate	5.25964%	Maturity Date	06/06/2024
Account Balance	\$25,000.00	YTD Interest Paid	\$415.13
Annual Percentage Yield	5.40%	Interest Earned Since Last Statement	108.30

CD Issued by

Pinnacle Bank FDIC Cert. 35583

YTD Interest Paid	\$415.13	09/01/2023	Opening Balance	\$25,000.00
Int Earned Since Last Statement	108.30	09/29/2023	Interest Payment	108.30
		09/29/2023	Interest Payout To Account	(108.30)
			*****571	
		09/29/2023	Ending Balance	25,000.00

Account Details

INC			
Account Number 3000120125 as of 10/16/2023			
Ledger Balance	\$50,000.00	Previous Year's Interest	\$439.11
Last Interest Paid Date	10/15/2023	Last Interest Paid	\$206.71
Year to date Interest	\$1,875.88	Term	12 Months

Current Deposits					
Issue Date	Seq	Maturity Date	Rate	Accum Int	Balance
04/15/2023	00	04/15/2024	5.03%	\$13.78	\$50,000.00

Account Details

IHC			
Account Number 3012000026 as of 10/16/2023			
Ledger Balance	\$50,000.00	Previous Year's Interest	\$401.26
Last Interest Paid Date	09/20/2023	Last Interest Paid	\$228.89
Year to date interest	\$1,146.07	Term	12 Months

Current Deposits					
Issue Date	Seq	Maturity Date	Rate	Accum Int	Balance
05/20/2023	00	05/20/2024	5.39%	\$199.35	\$50,000.00

Centennial Bank
620 Chestnut St
Conway, AR 72032

005655



RETURN SERVICE REQUESTED



120647-02A
CARSON COUNTY
COURTHOUSE SECURITY
BOX 365
PANHANDLE, TX 79068

Contact Us
844.213.5198
CEN-ICS@MY100BANK.COM



Account
CARSON COUNTY
COURTHOUSE SECURITY

Date
09/30/2023

Page
1 of 2

CDARS® Customer Statement

The following information is a summary of activity in your CDARS accounts and the list of FDIC-insured institutions that hold your deposits as of the date indicated. These deposits have been placed by us, as your agent and custodian, in deposit accounts through CDARS.

Summary of Accounts

Account ID	Effective Date	Maturity Date	Interest Rate	Opening Balance	Ending Balance
1027298857	06/08/2023	06/06/2024	5.25964%	\$30,000.00	\$30,000.00
TOTAL				\$30,000.00	\$30,000.00

116333

CONTAINS CONFIDENTIAL INFORMATION

IntraFi and CDARS are registered service marks of IntraFi Network LLC.



DETAILED ACCOUNT OVERVIEW

Account ID: 1027298857
Account Title: CARSON COUNTY
COURTHOUSE SECURITY

Account Summary - CD

Product Term	52-Week Public Fund 365 CD	Effective Date	06/08/2023
Interest Rate	5.25964%	Maturity Date	06/06/2024
Account Balance	\$30,000.00	YTD Interest Paid	\$498.15
Annual Percentage Yield	5.40%	Interest Earned Since Last Statement	129.96

CD Issued by

Pinnacle Bank FDIC Cert. 35583

YTD Interest Paid	\$498.15	09/01/2023	Opening Balance	\$30,000.00
Int Earned Since Last Statement	129.96	09/29/2023	Interest Payment	129.96
		09/29/2023	Interest Payout To Account	(129.96)
			*****789	
		09/29/2023	Ending Balance	30,000.00



CD INQUIRY - SECURITY															
CD/IRA Acct #	Balance	Term	Rate	Class	Account	Penalty	Payoff	APY	Type	How	Check	Daily Int	Month	Maturity	
23329006222	30,000.00	5 Months	0.4000	13	46.03	98.63	29,947.40	4.04%	3	Check		3.25	10/22/2023	10/22/2023	
General Info: Original Maturity: 10/22/2013 Last Paid: 04/22/2023 Renewal Date: 04/22/2023 Available Balance: 30,000.00 Pay To Account: 0 Hold #: 0 Hold Amt: 0.00 Hold Desc: YTD: 690.33 Last Year: 220.20															
Search By Date: From: 10/22/2013 To: 09/22/2023															
Debit	TC	Post Date	Debit	Credit	Balance										
131		02/22/2022	150		12.74	30,000.00									
134		03/22/2022	150		11.51	30,000.00									
135		04/22/2022	150		12.74	30,000.00									
136		04/22/2022	111		30,150	30,000.00									
137		04/22/2022	111		30,039	30,000.00									
138		05/22/2022	150		12.39	30,000.00									
139		05/22/2022	150		12.74	30,000.00									
140		07/22/2022	150		11.33	30,000.00									
141		08/22/2022	150		12.74	30,000.00									
142		09/22/2022	150		12.33	30,000.00									
143		10/22/2022	150		11,750	30,000.00									
144		10/22/2022	111		01900	30,000.00									
145		11/22/2022	111		48.41	30,000.00									
146		11/22/2022	150		46.85	30,000.00									
147		12/22/2022	150		48.41	30,000.00									
148		01/22/2023	150		48.41	30,000.00									
149		02/22/2023	150		43.72	30,000.00									
150		03/22/2023	150		48.41	30,000.00									
151		04/22/2023	111		04000	30,000.00									
152		04/22/2023	111		96.59	30,000.00									
153		05/22/2023	150		101.32	30,000.00									
154		06/22/2023	150		98.63	30,000.00									
155		07/22/2023	150		101.32	30,000.00									
156		08/22/2023	150		101.32	30,000.00									
157		09/22/2023	150		101.32	30,000.00									

Account Details

CTH SECURITY			
Account Number 3012000141 as of 10/16/2023			
Ledger Balance	\$25,000.00	Previous Year's Interest	\$249.36
Last Interest Paid Date	10/01/2023	Last Interest Paid	\$94.52
Year to date Interest	\$901.53	Term	12 Months

Current Deposits					
Issue Date	Seq	Maturity Date	Rate	Accum Int	Balance
01/01/2023	00	01/01/2024	4.6%	\$50.41	\$25,000.00

Account Details

RECORDS MNGMENT

Account Number 3012000810 as of 10/16/2023

Ledger Balance	\$10,000.00	Previous Year's Interest	\$101.86
Last Interest Paid Date	10/01/2023	Last Interest Paid	\$18.49
Year to date Interest	\$172.89	Term	12 Months

Current Deposits

Issue Date	Seq	Maturity Date	Rate	Accum int	Balance
07/01/2023	00	07/01/2024	2.25%	\$9.86	\$10,000.00

Account Details

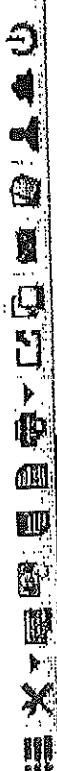
RECORDS MNGMENT

Account Number 3012000828 as of 10/16/2023

Ledger Balance	\$15,000.00	Previous Year's Interest	\$151.27
Last Interest Paid Date	10/01/2023	Last Interest Paid	\$46.85
Year to date Interest	\$317.92	Term	12 Months

Current Deposits

Issue Date	Seq	Maturity Date	Rate	Accum Int	Balance
07/01/2023	00	07/01/2024	3.8%	\$24.98	\$15,000.00



CD Account 23248006113																																																																																																																																																
CARSON CREDIT																																																																																																																																																
4P TECHNOLOGY																																																																																																																																																
CD/IRA Acct #	Balance	Term	Rate	Class	Account	Penalty	Payoff	APY	Type	How	Early Pt	Next Int	Month	Maturity																																																																																																																																		
23248006113	20,000.00	12 Months	0.0000	14	31.23	49.32	19,981.91	3.00%	3	Check	1.64	49.31	1	10/17/2023																																																																																																																																		
General Info																																																																																																																																																
Security Date																																																																																																																																																
Original Date: 10/17/2021																																																																																																																																																
Original Maturity: 10/17/2022																																																																																																																																																
Last Paid: 09/17/2023																																																																																																																																																
Next Paid: 10/17/2023																																																																																																																																																
Removed Date: 10/17/2023																																																																																																																																																
Available Balance: 20,000.00																																																																																																																																																
Pay To Account: 0																																																																																																																																																
Hold #: 0																																																																																																																																																
Hold Amt: 0.00																																																																																																																																																
Hold Desc:																																																																																																																																																
YTD: 490.47																																																																																																																																																
Last Year: 225.21																																																																																																																																																
<table border="1"> <thead> <tr> <th>Date</th> <th>TC</th> <th>Debit</th> <th>Credit</th> <th>Balance</th> </tr> </thead> <tbody> <tr><td>10/17/2021</td><td>111</td><td></td><td></td><td>20,000.00</td></tr> <tr><td>11/17/2021</td><td>150</td><td></td><td></td><td>20,000.00</td></tr> <tr><td>12/17/2021</td><td>150</td><td></td><td></td><td>20,000.00</td></tr> <tr><td>01/17/2022</td><td>150</td><td></td><td></td><td>20,000.00</td></tr> <tr><td>02/17/2022</td><td>150</td><td></td><td></td><td>20,000.00</td></tr> <tr><td>03/17/2022</td><td>150</td><td></td><td></td><td>20,000.00</td></tr> <tr><td>04/17/2022</td><td>150</td><td></td><td></td><td>20,000.00</td></tr> <tr><td>05/17/2022</td><td>150</td><td></td><td></td><td>20,000.00</td></tr> <tr><td>06/17/2022</td><td>150</td><td></td><td></td><td>20,000.00</td></tr> <tr><td>07/17/2022</td><td>150</td><td></td><td></td><td>20,000.00</td></tr> <tr><td>08/17/2022</td><td>150</td><td></td><td></td><td>20,000.00</td></tr> <tr><td>09/17/2022</td><td>150</td><td></td><td></td><td>20,000.00</td></tr> <tr><td>10/17/2022</td><td>111</td><td></td><td></td><td>20,000.00</td></tr> <tr><td>11/17/2022</td><td>150</td><td></td><td></td><td>20,000.00</td></tr> <tr><td>12/17/2022</td><td>150</td><td></td><td></td><td>20,000.00</td></tr> <tr><td>01/17/2023</td><td>150</td><td></td><td></td><td>20,000.00</td></tr> <tr><td>02/17/2023</td><td>150</td><td></td><td></td><td>20,000.00</td></tr> <tr><td>03/17/2023</td><td>150</td><td></td><td></td><td>20,000.00</td></tr> <tr><td>04/17/2023</td><td>150</td><td></td><td></td><td>20,000.00</td></tr> <tr><td>05/17/2023</td><td>150</td><td></td><td></td><td>20,000.00</td></tr> <tr><td>06/17/2023</td><td>150</td><td></td><td></td><td>20,000.00</td></tr> <tr><td>07/17/2023</td><td>150</td><td></td><td></td><td>20,000.00</td></tr> <tr><td>08/17/2023</td><td>150</td><td></td><td></td><td>20,000.00</td></tr> <tr><td>09/17/2023</td><td>150</td><td></td><td></td><td>20,000.00</td></tr> <tr><td>10/17/2023</td><td>150</td><td></td><td></td><td>20,000.00</td></tr> </tbody> </table>															Date	TC	Debit	Credit	Balance	10/17/2021	111			20,000.00	11/17/2021	150			20,000.00	12/17/2021	150			20,000.00	01/17/2022	150			20,000.00	02/17/2022	150			20,000.00	03/17/2022	150			20,000.00	04/17/2022	150			20,000.00	05/17/2022	150			20,000.00	06/17/2022	150			20,000.00	07/17/2022	150			20,000.00	08/17/2022	150			20,000.00	09/17/2022	150			20,000.00	10/17/2022	111			20,000.00	11/17/2022	150			20,000.00	12/17/2022	150			20,000.00	01/17/2023	150			20,000.00	02/17/2023	150			20,000.00	03/17/2023	150			20,000.00	04/17/2023	150			20,000.00	05/17/2023	150			20,000.00	06/17/2023	150			20,000.00	07/17/2023	150			20,000.00	08/17/2023	150			20,000.00	09/17/2023	150			20,000.00	10/17/2023	150			20,000.00
Date	TC	Debit	Credit	Balance																																																																																																																																												
10/17/2021	111			20,000.00																																																																																																																																												
11/17/2021	150			20,000.00																																																																																																																																												
12/17/2021	150			20,000.00																																																																																																																																												
01/17/2022	150			20,000.00																																																																																																																																												
02/17/2022	150			20,000.00																																																																																																																																												
03/17/2022	150			20,000.00																																																																																																																																												
04/17/2022	150			20,000.00																																																																																																																																												
05/17/2022	150			20,000.00																																																																																																																																												
06/17/2022	150			20,000.00																																																																																																																																												
07/17/2022	150			20,000.00																																																																																																																																												
08/17/2022	150			20,000.00																																																																																																																																												
09/17/2022	150			20,000.00																																																																																																																																												
10/17/2022	111			20,000.00																																																																																																																																												
11/17/2022	150			20,000.00																																																																																																																																												
12/17/2022	150			20,000.00																																																																																																																																												
01/17/2023	150			20,000.00																																																																																																																																												
02/17/2023	150			20,000.00																																																																																																																																												
03/17/2023	150			20,000.00																																																																																																																																												
04/17/2023	150			20,000.00																																																																																																																																												
05/17/2023	150			20,000.00																																																																																																																																												
06/17/2023	150			20,000.00																																																																																																																																												
07/17/2023	150			20,000.00																																																																																																																																												
08/17/2023	150			20,000.00																																																																																																																																												
09/17/2023	150			20,000.00																																																																																																																																												
10/17/2023	150			20,000.00																																																																																																																																												

Account Details

CD**0836 <i>unemployment</i>			
Account Number 3012000836 as of 10/16/2023			
Ledger Balance	\$30,000.00	Previous Year's Interest	\$302.56
Last Interest Paid Date	10/01/2023	Last Interest Paid	\$93.70
Year to date Interest	\$635.85	Term	12 Months

Current Deposits					
Issue Date	Seq	Maturity Date	Rate	Accum Int	Balance
07/01/2023	00	07/01/2024	3.8%	\$49.97	\$30,000.00

